



The Replication Database: Documenting the Replicability of Psychological Science

DATA PAPER

LUKAS RÖSELER

LEONARD KAISER

CHRISTOPHER DOETSCH

NOAH KLETT

CHRISTIAN SEIDA

ASTRID SCHÜTZ

BALAZS ACZEL

NADIA ADELINA

VALERIA AGOSTINI

SAMUEL ALARIE

NIHAN ALBAYRAK-AYDEMIR

ALAA ALDOH

ALI H. AL-HOORIE

FLAVIO AZEVEDO

BRADLEY J. BAKER

CHARLOTTE LILIAN BARTH

JULIA BEITNER

CAMERON BRICK

HILMAR BROHMER

SUBRAMANYA PRASAD

CHANDRASHEKAR

KAI LI CHUNG

JAMIE P. COCKCROFT

JAMIE CUMMINS

VERONICA DIVEICA

TSVETOMIRA DUMBALSKA

EMIR EFENDIC

MAHMOUD ELSHERIF

THOMAS EVANS

GILAD FELDMAN

ADRIEN FILLON

NICO FÖRSTER

JORIS FRESE

OLIVER GENSCHOW

VAITSA GIANNOULI

BILJANA GJONESKA

TIMO GNAMBS

AMÉLIE GOURDON-KANHUKAMWE

CHRISTOPHER J. GRAHAM

HELENA HARTMANN

CLOVE HAVIVA

ALINA HERDERICH

LEON P. HILBERT

DARÍAS HOLGADO

IAN HUSSEY

ZLATOMIRA G. ILCHOVSKA

TAMARA KALANDADZE

VELI-MATTI KARHULAHTI

LEON KASSECKERT

MAREN KLINGELHÖFER-JENS

ALINA KOPPOLD

MAX KORBMACHER

LOUISA KULKE

NICLAS KUPER

ANNALISE LAPLUME

GAVIN LEECH

FELINE LOHKAMP

NIGEL MANTOU LOU

DERMOT LYNOTT

MAXIMILIAN MAIER

ubiquity press

CORRESPONDING AUTHOR:

Lukas Röseler

Münster Center for Open Science, University of Münster, Germany; Institute of Psychology, University of Bamberg, Germany

Lukas.roeseler@uni-muenster.de

KEYWORDS:

Replication; replication crisis; database; open science; collaborative; credibility revolution; meta science

TO CITE THIS ARTICLE:

Röseler, L., Kaiser, L., Doetsch, C., Klett, N., Seida, C., Schütz, A., Aczel, B., Adelina, N., Agostini, V., Alarie, S., Albayrak-Aydemir, N., Aldoh, A., Al-Hoorie, A. H., Azevedo, F., Baker, B. J., Barth, C. L., Beitner, J., Brick, C., Brohmer, H., Chandrashekar, S. P., Chung, K. L., Cockcroft, J. P., Cummins, J., Diveica, V., Dumbalska, T., Efendic, E., Elsherif, M., Evans, T., Feldman, G., Fillon, A., Förster, N., Frese, J., Genschow, O., Giannouli, V., Gjoneska, B., Gnambs, T., Gourdon-Kanhukamwe, A., Graham, C. J., Hartmann, H., Haviva, C., Herderich, A., Hilbert, L. P., Holgado, D., Hussey, I., Ilchovska, Z. G., Kalandadze, T., Karhulahti, V.-M., Kasseckert, L., Klingelhöfer-Jens, M., Koppold,

MARIA MEIER 
MARIA MONTEFINESE 
DAVID MOREAU 
KELLEN MRKVA 
MONIKA NEMCOVA 
DANNA OOMEN 
JULIAN PACKHEISER 
SHUBHAM PANDEY
FRANK PAPANMEIER 
MARIOLA PARUZEL-CZACHURA 
YURI G. PAVLOV 
ZORAN PAVLOVIĆ 
CHARLOTTE R. PENNINGTON 
MERLE-MARIE PITTELKOW 
WILLEMJN PLOMP 
PAUL E. PLONSKI 
EKATERINA PRONIZIUS 
ANDREW ADRIAN PUA 
KATARZYNA PYPNO-BLAJDA 
MANUEL RAUSCH 
TOBIAS R. REBHOLZ 
ELENA RICHERT 
JAN PHILIPP RÖER 
ROBERT ROSS 
KATHLEEN SCHMIDT 
ALEKSANDRINA SKVORTSOVA 
MATTHIAS F. J. SPERL 
ALVIN W. M. TAN 
J. LUKAS THÜRMER 
ALEKSANDRA TOŁOPIŁO 
WOLF VANPAEMEL 
LEIGH ANN VAUGHN 
STEVEN VERHEYEN 
LUKAS WALLRICH 
LUCIA WEBER
JULIA K. WOLSKA 
MIRELA ZANEVA 
YIKANG ZHANG 

A., Korbmacher, M., Kulke, L., Kuper, N., LaPlume, A., Leech, G., Lohkamp, F., Lou, N. M., Lynott, D., Maier, M., Meier, M., Montefinese, M., Moreau, D., Mrkva, K., Nemcova, M., Oomen, D., Packheiser, J., Pandey, S., Papenmeier, F., Paruzel-Czachura, M., Pavlov, Y. G., Pavlović, Z., Pennington, C. R., Pittelkow, M.-M., Plomp, W., Plonski, P. E., Pronizius, E., Pua, A. A., Pypno-Blajda, K., Rausch, M., Rebholz, T. R., Richert, E., Röer, J. P., Ross, R., Schmidt, K., Skvortsova, A., Sperl, M. F. J., Tan, A. W. M., Thürmer, J. L., Totopito, A., Vanpaemel, W., Vaughn, L. A., Verheyen, S., Wallrich, L., Weber, L., Wolska, J. K., Zaneva, M., & Zhang, Y. (2024). The Replication Database: Documenting the Replicability of Psychological Science. *Journal of Open Psychology Data*, 12: 8, pp. 1–23. DOI: <https://doi.org/10.5334/jopd.101>

*Author affiliations can be found in the back matter of this article

ABSTRACT

In psychological science, replicability—repeating a study with a new sample achieving consistent results (Parsons et al., 2022)—is critical for affirming the validity of scientific findings. Despite its importance, replication efforts are few and far between in psychological science with many attempts failing to corroborate past findings. This scarcity, compounded by the difficulty in accessing replication data, jeopardizes the efficient allocation of research resources and impedes scientific advancement. Addressing this crucial gap, we present the *Replication Database* (https://fort-replications.shinyapps.io/fred_explorer), a novel platform hosting 1,239 original findings paired with replication findings. The infrastructure of this database allows researchers to submit, access, and engage with replication findings. The database makes replications visible, easily findable via a graphical user interface, and tracks replication rates across various factors, such as publication year or journal. This will facilitate future efforts to evaluate the robustness of psychological research.

(1) BACKGROUND

In scientific research, almost every new hypothesis is based on previous findings; this epistemic connectedness is a core feature of science (Hoyningen-Huene, 2013). Scientific replication – the process of retesting a hypothesis with new data to determine whether the original study’s conclusions can be supported (Parsons et al., 2022) – is essential for building a robust body of knowledge and ensuring the integrity and reliability of scientific research. From a theory-driven perspective, if the findings on which a theory has been built cannot be replicated, the theory needs to be discarded or modified. From a phenomenon-driven perspective, replication failures can shed light on important confounding factors that need to be addressed for the phenomenon or “effect” to be detected (e.g., Calder, Phillips, & Tybout, 1981). From an efficiency standpoint, it is important to know which scientific findings are replicable to ensure optimal allocation of resources and strategic steering of future work. Finally, replicability is an important part of building a more coherent body of evidence capable of informing practice and policy as a way to test the generalizability of a theory or procedure, especially in the causal claim of the theory (Syed, 2023). This can be done by more rigorously testing the heterogeneity of an effect through replication (Bryan et al., 2021; Syed, 2023). Robustness of effects through replication is one way to increase the quality of evidence for policy making (Brown et al., 2014). As a consequence, a lack of emphasis on replication research or reduced visibility of replications can hinder scientific progress and contribute to unnecessary waste of resources.

In psychological sciences, replication attempts have historically been rare (Kooze & Lakens, 2012; Makel, Plucker, & Hegarty, 2012), but they have gained much attention in recent years through large-scale replication projects (e.g., Open Science Collaboration, 2015). Such attempts have identified relatively low replication rates (<60%; Camerer et al., 2016; Klein et al., 2014; Klein et al., 2018; Open Science Collaboration, 2015) with few exceptions (Protzko et al., 2024 but see Bak-Coleman & Devezzer, 2023 for a comment; Soto, 2019). These findings have motivated claims that the psychological sciences are suffering from a ‘replication crisis’ (Maxwell et al., 2015; Nelson et al., 2018; Schooler, 2014) and are now undergoing a ‘credibility revolution’ (Korbmacher et al., 2023; Vazire, 2018). Concerns about replicability have therefore grown over the last decade, and have also been echoed in other sciences (e.g., Errington et al., 2021; Nosek & Errington, 2017). These concerns have led to substantially large collaborative efforts to enhance the quality of psychological research (e.g., Ebersole et al., 2020; Morey et al., 2016; Moshontz et al., 2018) and the wider academic system (e.g., Davis et al., 2018; Eder & Frings, 2021; Frith, 2020; Pennington, 2024; Silverstein et

al., 2024; Stengers, 2016; Stewart et al., 2022). Moreover, individual researchers and smaller groups of researchers have started engaging in more replication research (e.g., Soderberg et al., 2021; Visser et al., 2022; Pavlov et al., 2021). Despite the growing number of replication attempts in the literature, no comprehensive database like this exists so far. Therefore, there is a clearly defined need to systematically track which studies have been subject to replication attempts and the outcome of those attempts.

We propose that continually and transparently tracking replication attempts in an organized and systematic way can increase trust in science, promote the development of robust theory-driven research, and optimize the use of academic and institutional resources. For this tracking, we have created the *Replication Database*. Our database will provide researchers, educators, students, and practitioners with systematized and low-barrier open access to previous findings. Thereby, it will help reduce the waste of research resources, as the results of studies traditionally considered as “unsuccessful” are often not published and land in the metaphorical “file drawer” (e.g., Kulke & Rakoczy, 2018). By using a public and crowdsourced database for replications, researchers may further circumvent journal gatekeeping (Mynatt et al., 1977; Sterling, 1959). Moreover, a replication database could be used by researchers to monitor and evaluate meta-scientific factors that may affect replicability, contributing to both the theoretical development of metascience as a discipline and evidence-based reformations improving replication research and its evaluation. For example, this curated resource of replication attempts could be the first step in the development of standards and guidelines to determine when an effect or non-effect can be considered ‘replicable’, ensuring clearer, multidimensional, and more nuanced understanding and definitions when we talk about “failed” or “(not) replicated” effects.

Therefore, we aggregated, transformed, and expanded datasets from large-scale replication attempts (e.g., Open Science Collaboration, 2015), publicly available lists of replications (e.g., LeBel et al., 2018; CurateScience, https://web.archive.org/web/20220128104303mp_/https://curatescience.org/app/replications), and individual replications conducted by ourselves or other researchers, with the ultimate aim to create a comprehensive replication database. Although the inclusion criteria for the database are not limited to psychology, most of the existing entries are based on original studies published in psychology journals. The current report provides a snapshot of 1,239 replication findings entered into the database. However, the database is intended as a living resource, and we are committed to updating it regularly as more replications occur to unceasingly facilitate finding, publishing, teaching, monitoring, and analyzing replications.

Researchers can freely use the dataset and/or an interactive Shiny Application (https://forrrt-replications.shinyapps.io/fred_explorer, see Figure 1) to search and analyze the data. In addition, the Replication Database provides a short guide on the best practices of understanding replications, discussing key topics around replicability, such as: *What is the overall replication rate? What features characterize successful replication attempts? What attributes are associated with original studies that are replicable? How do replication rates vary over time and across fields?* These could be used as additional introductory teaching and learning resources.

(2) METHODS

2.1 STUDY DESIGN

Inclusion Criteria

Inclusion criteria for the Replication Database were chosen liberally *a priori*. According to Hüffmeier et al. (2016), every study that tests the same hypothesis as a previous study could be deemed a replication. In our case, we required studies to specify which original study they had planned to replicate. As for research areas, studies from all social, cognitive, and behavioral sciences as well as medicine can be entered and validated.

The liberal definition of what constitutes a replication leads to variance in the closeness of replication studies. For example, some may reuse the same instructions, items, and analysis code, while others “merely” test the same hypothesis with newly created materials, in another language, and with a different type of sample. To capture these differences, we included optional variables about the similarities between original and replication study. These stem mostly from the Replication Recipe (Brandt

et al., 2014). Apart from an open-ended variable where all differences can be explained and evaluated, specific variables let researchers indicate whether the closeness of instructions, measures, stimuli, etc. is “exact”, “close”, “different”, whether it cannot be evaluated (“does not apply”) or whether it is “unknown”. Arguably, we cannot define for all possible cases whether changing the language of a validated questionnaire should be considered close, which is why we have to rely on contributors to make informed assessments and specify the differences in the open-ended question. We advise researchers using these variables, to let further people code the variables and assess inter-rater agreement.

Most replication studies feature a limited number of focal hypothesis tests that can be paired with tests from previous studies (e.g., two paired standardized effect sizes). The database structure allows for entering multiple results per sample so that results from structural equation models, functional magnetic resonance imaging (fMRI) data, or other types of data may also be entered (see also section “Database Structure”). For completeness, we also decided to include results from studies that cannot be converted to correlation coefficients (e.g., Cramer’s V, Hazard Ratios, Bayes Factors). These cannot be included into meta-analyses or other kinds of quantitative summaries but are displayed when searching the database (e.g., via the reference list annotation tool). Finally, entries can optionally include test statistics, from which standardized effect sizes can be calculated.

Database Structure

The dataset has a multilevel structure (see Figure 2). Each row represents one phenomenon or effect (e.g., “Facial redness increases perceived anger”), for which the original finding’s reference, the replication study’s

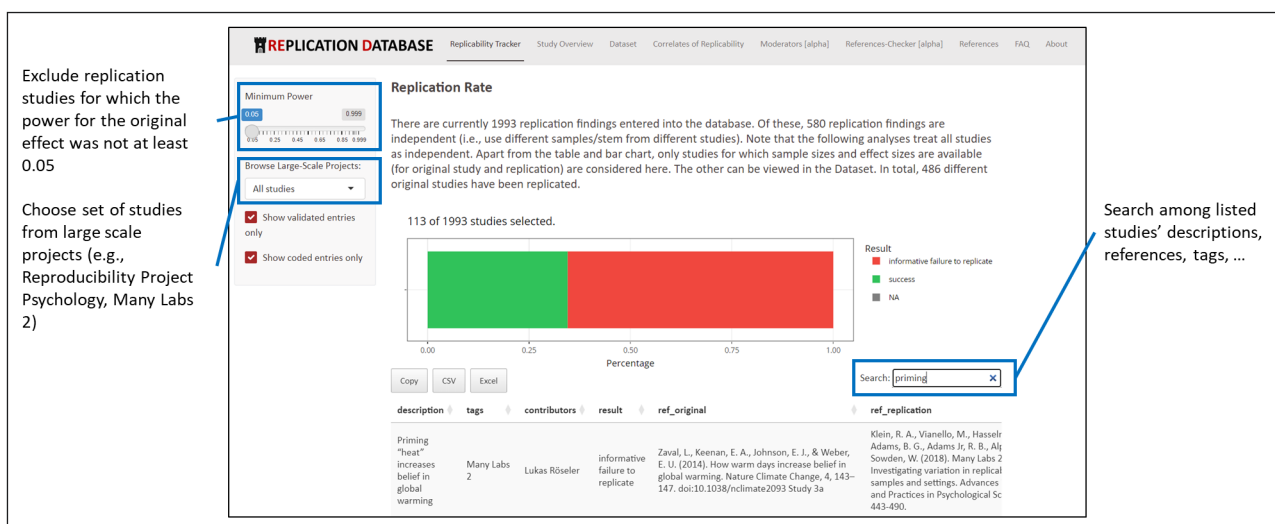


Figure 1 Replication Tracker and example functions.

Note. Researchers can access the database to filter findings (e.g., for statistical power, validation status) and search among the entries. On the “Replicability Tracker” tab, replication rates for all selected findings are visualized. The high number of findings in the Figure is due to a more recent dataset included on the website.

reference, study numbers (when an article features multiple studies), standardized effect sizes, and sample sizes are coded. Additional metadata variables (e.g., differences between replication study and original study, journal that published the original study) are optionally coded.

In cases where a single replication study replicated an original effect in multiple ways (e.g., with several different items), we recommend documenting each effect separately for thoroughness, although this is not feasible for all projects (e.g., if results are only shared in an aggregated way as in [Vaidis et al., 2024](#)).

The database structure accommodates various complex scenarios such as multiple independent replications of the same original study, one single study that replicated multiple original studies, or one replication of two different original studies. Several frequent scenarios are discussed in detail below and depicted in [Figure 2](#).

One Single Study that Replicated One Original Study

In the least complicated case, there is one replication attempt entered into the database that corresponds to one original study. For example, [Simmons and Nelson \(2019\)](#) replicated Study 1b from [Jami \(2019\)](#) and reported the average effect size (effect sizes for all items separately are only visible in a plot). Thus, in the database, the average effect for each study is entered as one row.

If effect sizes for each of multiple items were coded, each pair of original and replication effect sizes would correspond to one row in the dataset and each row would be assigned the same values for the variable *id_sample*. If, for example, there is an entire correlation matrix for the pair of original and replication study, each pair of correlations will be entered in one row. Finally, if effect sizes for the original items plus a new item (i.e., an extension) are available, there can be five entries with the extension being coded as differing from the original study.

More complex studies may also nest replication effects of items or dependent variables in hypotheses (i.e., effect sizes are available for multiple dependent hypotheses and dependent variables). In the database, hypotheses and items can be specified in the “description” variable. As for collapsing or aggregating, coding was guided by what original effect sizes were available (e.g., ideally, every replication effect should be matched with an original effect).

Multiple Independent Replications of the Same Original Study

Independence of tests can refer to samples consisting of different people or studies stemming from different laboratories. In the Replication Database, we refer to independence of samples. In the case of registered

replication reports (e.g., [Bouwmeester et al., 2017](#)), one original study is replicated by many different laboratories. In such a case, each laboratory’s replication effect size is entered into the database with different values for the variable *id_sample*. The same pattern emerges if an effect is replicated by different laboratories. Note that for registered replication reports, it is also possible to “only” enter the aggregated replication effect size into the database (e.g., [Vaidis et al., 2024](#) only shared the aggregate effect size in their report).

Note that the database entries’ references are also supplemented by study number if more than one study is included in either report (e.g., “[Cheung, B. Y., & Heine, S. J. \(2015\). The double-edged sword of genetic accounts of criminality: Causal attributions from genetic ascriptions affect legal decision making. Personality and Social Psychology Bulletin, 41\(12\), 1723–1738. Study 3](#)” [emphasis added]). We plan to disentangle references and study numbers in the future (i.e., code them as two separate variables instead of one merged variable).

One Single Study that Replicated Multiple Original Studies

Occasionally, data is collected in one study (or in other words, from one sample) and used to test multiple hypotheses. For example, [Soto \(2019\)](#) collected data from $N = 1,504$ participants to compute 78 correlations for which previously published estimates had been available. In the Replication Database, these findings are represented as 78 rows that all have the same values for the variable *id_sample* and different original references, effect sizes, and descriptions.

One Replication of Two Different Original Studies

If a replication report does not specify which original study it strives to replicate, the replication findings cannot be entered in the database. If, however, the replication is a replication of multiple original studies, several options arise: First, if for example, an original study has been replicated and now a second replication study is conducted, both replication studies are coded as replications of the original study. If, however, the first replication study introduces new features (e.g., the experimental manipulation has been altered) and the second replication study sticks with the alteration, it can be coded as a replication of the first replication. In a case, where a replication is a mix of two original studies (e.g., items from both original studies were mixed), the replication findings are entered twice (i.e., one time for each original study). This duplication can be identified via identical values in the variable *id_sample*. The upside of duplicating entries this way is that users of the database can find the replication via both of the original studies. Note that such cases are very rare.

id	ref_original	ref_replication	description	
1	Smith, A. (1999) The Example Effect. Journal name. Study 1	Cooper, S. (2020). Replication of Study 1 from Smith (1999). OSF-Project Link.	Example Effect	Two independent replications of the same original study → different IDs
2	Smith, A. (1999) The Example Effect. Journal name. Study 1	Kuhm, X. (2021). Replication of Study 1 from Smith (1999). Journal name.	Example Effect	
3	Pettygrew, F. (1999) The An Effect. Journal name. Study 1	Schneider, Y. (2007). Replication of An Effect and Another Effect. OSF-Project Link.	An Effect	One study that replicates two studies at once → same IDs
3	Another, N. (1993) Another Effect. Journal name. Study 5	Schneider, Y. (2007). Replication of Example Effect and Another Effect. OSF-Project Link.	Another Effect	
4	Organa, B. (1977) Destruction of something big. Journal Name. Study 1	Chief, S. (1984). Failed Replication of Organa, 1977. Researchbox.org Link.	Failed Organa-Effect, Item A	One study that replicates two effects from the same study → same IDs
4	Organa, B. (1977) Destruction of something big. Journal Name. Study 1	Chief, S. (1984). Failed Replication of Organa, 1977. Researchbox.org Link.	Failed Organa-Effect, Item B	
5	McPaul, C. (1969) Effect of Music on Life Satisfaction. Journal Name. Study 1	Walrus, I. (2000) No effect of music on life satisfaction. OSF Link. Song A	Failed Music-Effect, Song A	One study that replicates one original effect two times (materials are different in both cases) → same IDs
5	McPaul, C. (1969) Effect of Music on Life Satisfaction. Journal Name. Study 1	Walrus, I. (2000) No effect of music on life satisfaction. OSF Link. Song B	Failed Music-Effect, Song B	
6	Janes, W. (1890). An important finding.	Moon, X. (1999) Failure to replicate Janes (1890, 1896). Journal Name. Study 1	The Effect	One study that replicates two original effects at once → same IDs
6	Janes, W. (1896). Another important finding.	Moon, X. (1999) Failure to replicate Janes (1890, 1896). Journal Name. Study 1	The Effect	

Figure 2 Multilevel structure of the Replication database using fictitious data.

Note. OSF: Open Science Framework.

Effect Size Conversion

The dataset includes effect sizes that were reported in the original and replication studies and – where possible – effect sizes converted to correlation coefficients to achieve commensurability. Effect sizes were converted to Pearson correlation coefficients using R (version 4.3.2; R Core Team, 2018) with the packages *esc* (Lüdtke, 2018), *metafor* (Viechtbauer, 2010), and *psychometric* (Fletcher, 2022). Data was further processed with: *dplyr* (Wickham et al., 2018), *lubridate* (Grolemund & Wickham, 2011), *pwr* (Champely, 2020), and *openxlsx* (Schauberger & Walker, 2021). The code to convert entries from the submission portal to the database structure (see section “Submission of Individual Entries”) is freely available on the OSF at <https://osf.io/2rv9z>.

We kept the original effect sizes. In addition, we converted Odds Ratios, Cohen’s *d*, η^2 , R^2 , and Cohen’s *f* to correlation coefficients. ϕ coefficients were used as correlations without conversion (no conversion needed). Standardized regression coefficients, Cramer’s *V*, Bayes Factors, Hazard Ratios, Cohen’s *q*, Risk Ratios, Spearman’s Rho, and Kendall’s Tau were not converted and can thus not be included in meta-analysis of effect sizes (see Table 1).

EFFECT SIZE OR TEST STATISTIC	CONVERSION PROCEDURE
<i>r</i> (Bravais-Pearson Correlation)	no conversion needed
ϕ (Phi Coefficient)	no conversion needed
Cohen’s <i>d</i>	esc::pearsons_r()
Odds Ratio	esc::pearsons_r()
η^2 (Eta squared)	esc::pearsons_r()
Cohen’s <i>f</i>	esc::pearsons_r()
R^2 (R squared)	sqrt()
χ^2 (Chi squared)	no conversion
<i>b</i> (Standardized Regression Coefficient)	no conversion
Cramer’s <i>V</i>	no conversion
Bayes Factor	no conversion
Hazard Ratio	no conversion
Cohen’s <i>q</i>	no conversion
Risk Ratio	no conversion
r_s (Spearman’s Rho)	no conversion
$\tau\tau$ (Kendall’s Tau)	no conversion

Table 1 Conversion of standardized effect sizes.

Effect sizes were coded as reported in the research articles (*reported effect sizes*) and remained unchanged. For *converted effect sizes*, original effect sizes were coded to be positive. To maintain uniformity of interpretation, replication effect sizes were matched so that positive values indicate effects in the same direction, while negative values indicate reversals (i.e., the replication study shows an effect size opposite to that of the original study). For example, if the original effect size was $r_{\text{original}} = .24$ and the replication effect was $r_{\text{replication}} = -.04$, no changes were made. If, however, $r_{\text{original}} = -.60$ and $r_{\text{replication}} = .01$, converted effect sizes were coded as $r_{\text{original}} = .60$ and $r_{\text{replication}} = -.01$.

Submission of Individual Entries

Researchers can enter replication findings using two paths:

- (1) An online submission form (<https://www.soscisurvey.de/replicate>) via SoSciSurvey (Leiner, 2019), which includes a tutorial video (<https://osf.io/62cxy>) in which researchers are exhaustively

guided how to enter data (e.g., original and replication effect sizes, sample sizes, and descriptions of the entered findings; see Table 2 for all variables and which ones are mandatory for new entries). For the steps after the submission, we created an R code (<https://osf.io/2rv9z>) that downloads submitted entries, converts effect sizes, and transforms them into a format compatible with the database.

- (2) A Google Sheets spreadsheet allows input of data in a publicly available document (https://docs.google.com/spreadsheets/d/1x68oW2H_Xrdv44fIeycl4fegsmQgCa60GxeZZ_hAR90/edit?pli=1#gid=1463805480). Variables are listed with brief descriptions, and mandatory variables are highlighted. After submission, contributors are prompted to contact the core team, who validate the new entry and copy it to the main dataset.

Coded Variables

An overview of all variables included in the database is provided in Table 2.

VARIABLE	DESCRIPTION	EXAMPLE VALUES AND NOTES	MANDATORY?
id	ID variable that is different for independent samples and constant for identical/dependent/overlapping samples.	"Soscisubmission47" for the 47th submission via the submission portal.	yes
validated	Has this entry been validated? NA = no 0 = no 1 = yes and everything is correct (corresponds to what is reported in the source) 2 = yes and errors were highlighted, corrected, and commented in notes_validation 3 = yes, errors have not yet been corrected 4 = [for individual submissions only] necessary values are present/data is sufficient for effect sizes calculation 5 = [for individual submissions only] some values are missing 6 = [for individual submissions only] data is complete and has been validated with respect to its sources (e.g., papers, datasets).	"1" In the long term, this should be "1" for all entries.	yes
validated_person	Who has checked the entry? (initials of the person's name)	"LK"	yes
source	Source of the entry; new additions are mostly coded as "Individual submissions".	"OSC 2015" for findings from the Open Science Collaboration, 2015 .	yes
discipline	Which scientific discipline does the finding come from or in which has it been published?	"Applied Linguistics"	no
effect	What is the phenomenon or "effect" called? (e.g., "heat priming") Leave empty if there is no association with a family of phenomena.	"Chameleon effect"	no
tags	Tags to increase findability of the entry.	"Mimicry"	no
description	Description of the effect/phenomenon under investigation.	"People unconsciously imitate non-verbal behavior"	yes
notes	Notes for data entry.	Notes about imprecise reports, justifications for missing data, mentions of additional data that is not a replication but might be of interest for researchers investigating this phenomenon.	no

VARIABLE	DESCRIPTION	EXAMPLE VALUES AND NOTES	MANDATORY?
contributors	For individual submissions: name of the person who submitted the effect to ReD. For all others: names of the contributors of the study.	“Leonard Kaiser”	only for individual submissions to allow checking
date_entered	Date of entry (dd.mm.yyyy); earliest entry is dated 01.01.2023.	“19.10.2023”	yes
notes_validation	Notes regarding the test.	“There are more effects in the original and the replication study which are not relevant to the main hypotheses.”	no
exclusion	Reason for study exclusion.	“Same entry twice”	no
es_original	Original effect size converted to <i>r</i> .	Contributors were asked not to convert effect sizes themselves but to enter the unstandardized values or test statistics into the other variables.	
es_replication	Replication effect size converted to <i>r</i> .	See es_original	
n_original	Original study’s sample size.	“100”	
n_replication	Replication study’s sample size.	“150”	
ref_original	Reference (APA7 formatting) of the original study + Study number.	“Miller, D. T., & Ratner, R. K. (1998). The disparity between the actual and assumed power of self-interest. <i>Journal of Personality and Social Psychology</i> , 74(1), 53–62. https://doi.org/10.1037/0022-3514.74.1.53 ”	yes
doi_original	DOI for the reference of the original study (without “http” or “dx.doi.org”).	“ https://doi.org/10.1037/0022-3514.74.1.53 ”	yes
ref_replication	Reference (APA7 formatting) of the replication study + Study number.	“Brick, C., Fillon, A., Yeung, S., Wang, M., Lyu, H., Ho, J., Wong, S. & Feldman, G. (2021). Self-interest is overestimated: Two successful pre-registered replications of Miller and Ratner (1998). <i>Collabra Psychology</i> . https://doi.org/10.1525/collabra.23443 Study 1”	yes
doi_replication	DOI for the reference of the replication study (without “http” or “dx.doi.org”).	“10.1525/collabra.23443”	yes
es_orig	Original effect size as formatted in the source materials (included for batch submissions and validation purposes; left empty for new submissions).	“d = 0.21”	no
es_rep	Replication effect size as formatted in the source materials (included for batch submissions and validation purposes; left empty for new submissions).	“d = 0.28”	no
es_orig_value	Original effect size value.	“3.13”	no
es_orig_estype	Original effect size type.	“OR”	no
es_rep_value	Replication effect size value.	“1.38”	no
es_rep_estype	Replication effect size type.	“OR”	no
es_orig_RRR	Obsolete variable, included for historic reasons.		no
es_orig_RRR_estype	Obsolete variable, included for historic reasons.		no
es_rep_RRR	Obsolete variable, included for historic reasons.		no
es_rep_RRR_estype	Obsolete variable, included for historic reasons.		no
osf_link	Link to the OSF project or to a repository that includes materials, data, and other relevant resources.	“ https://osf.io/0aifq ”	
outcome	Outcome of the replication study as coded in the subset of findings from curatescience.org (see also LeBel et al., 2018).	“No signal – inconsistent”	no
published_rep	Has the replication study been published? 0 = no 1 = as pre-print 2 = as peer-reviewed journal article 3 = as other (thesis, data set, ...)	“2”	no

VARIABLE	DESCRIPTION	EXAMPLE VALUES AND NOTES	MANDATORY?
id_sample	Unique ID per sample (if two effects originate from one sample, then enter the same values in each case).	“7a” and “7b” for two results from the same study but different sub-samples	yes
same_design	Was the same design used in the replication study? (e.g., within-subjects design, number of factors and factor levels, nesting, ...) 0 = no, 1 = yes	“1”	no
nesting	Were all observations independent, nested, matched, clustered, ...?	“Independent”	no
same_test	Was the same statistical test used in the replication study? (e.g., <i>t</i> test, ANOVA, ...) 0 no, 1 = yes	“1”	no
original_authors	Were any of the original study’s authors involved in the replication study? 0 = no, 1 = yes	“0”	no
study_orig	Number/sample/page of the original study.	Information about where to find the entered values. This should facilitate checking the entries	no
study_rep	Number/sample/page of the replication study.	Information about where to find the entered values. This should facilitate checking the entries	no
teststatistic_orig	Complete test statistic for the original finding.	“ $F(1,105) = 2.45, p = 0.12, \eta^2 = 0.02$ ”	no
teststatistic_rep	Complete test statistic for the replication finding.	“ $F(1,81) = 2.164, p = 0.145, \eta^2 = 0.026$ ”	no
p_es_orig	Page number on which the original effect size can be found in the publication of the original study.	“Page 2 (original study) Page 7 (replication study)”	no
p_es_rep	Page number on which the original effect size can be found in the publication of the replication study.		no
p_n_orig	Page number on which the original sample size can be found in the publication of the original study.		no
p_n_rep	Page number on which the original sample size can be found in the publication of the replication study.		no
result	Result of the respective replication test. Success: Original and replication effect were both significant or both non-significant and effect sizes were in the same direction (if applicable). Informative failure to replicate: The condition for success is not met. This can be due to the effect being in the same direction but not significant (e.g., due to a lack of precision in the measurements), a significant effect in the opposite direction, or a null effect. Practical failure to replicate: Reporting beyond significance testing indicated that reasons other than effect sizes led to the replication study not being interpretable (e.g., the target sample size was not reached, the study had to be discontinued). Inconclusive: Reporting beyond significance testing indicated that the result is unclear (e.g., there were multiple tests, and some were successful and some were not, the hypothesis is not sufficiently specific). Mixed [only on aggregated levels and auto-coded]: When all replication findings for one original result are considered, results were not the same for all attempts.	“Success”	yes
preregistration	Link to the preregistration.	“ https://osf.io/avf49 ”	no
closeness_instructions	Closeness between the original study and replication study regarding instructions. See also Replication Recipe; 1 = exact, 2 = close, 3 = different, 4 = does not apply, 5 = unknown.	1	no
closeness_measures	Closeness between the original study and replication study regarding measures. See also Replication Recipe; 1 = exact, 2 = close, 3 = different, 4 = does not apply, 5 = unknown.	3	no

VARIABLE	DESCRIPTION	EXAMPLE VALUES AND NOTES	MANDATORY?
closeness_stimuli	Closeness between the original study and replication study regarding stimuli. See also Replication Recipe; 1 = exact, 2 = close, 3 = different, 4 = does not apply, 5 = unknown.	3	no
closeness_procedure	Closeness between the original study and replication study regarding the procedure. See also Replication Recipe; 1 = exact, 2 = close, 3 = different, 4 = does not apply, 5 = unknown.	2	no
closeness_location	Closeness between the original study and replication study regarding the location where the study was conducted (e.g., city-country-continent, lab vs. field). See also Replication Recipe; 1 = exact, 2 = close, 3 = different, 4 = does not apply, 5 = unknown.	1	no
closeness_renumeration	Closeness between the original study and replication study regarding remuneration (e.g., payment, feedback on personal data such as IQ values, course credit). See also Replication Recipe; 1 = exact, 2 = close, 3 = different, 4 = does not apply, 5 = unknown.	2	no
closeness_participants	Closeness between the original study and replication study regarding participants (e.g., convenience sample, student sample, clickworkers). See also Replication Recipe; 1 = exact, 2 = close, 3 = different, 4 = does not apply, 5 = unknown.	2	no
closeness_exclusions	Closeness between the original study and replication study regarding exclusions. See also Replication Recipe; 1 = exact, 2 = close, 3 = different, 4 = does not apply, 5 = unknown.	3	no
closeness_language	Closeness between the original study and replication study regarding language. See also Replication Recipe; 1 = exact, 2 = close, 3 = different, 4 = does not apply, 5 = unknown.	4	no
closeness_nationality	Closeness between the original study and replication study regarding nationality. See also Replication Recipe; 1 = exact, 2 = close, 3 = different, 4 = does not apply, 5 = unknown.	2	no
differences	Specification of all differences between the original study and the replication written in bullet points or plain text.	“The original study had an additional condition that was not included in the replication study. Also, the original study was in Dutch and English, the replication was in German.”	no
vi_orig	Variances of original effects, automatically computed.	“0.0181092”	no
vi_rep	Variances of replication effects, automatically computed.	“0.00945695”	no
ci.lower_original	Lower confidence interval for the standardized effect size (replication effect), automatically computed.	“-0.0497735”	no
ci.upper_original	Upper confidence interval for the standardized effect size (replication effect), automatically computed.	“0.32261748”	no
ci.lower_replication	Lower confidence interval for the standardized effect size (replication effect), automatically computed.	“-0.0564059”	no
ci.upper_replication	Upper confidence interval for the standardized effect size (replication effect), automatically computed.	“0.36426571”	no
significant_original	Was the original effect significant ($\alpha = .05$)? 1 = yes, 0 = no, automatically computed.	“0”	no
significant_replication	Was the replication effect significant ($\alpha = .05$)? 1 = yes, 0 = no, automatically computed.	“0”	no
power	Replication study power based on replication N and original effect size converted to r , automatically computed.	“0.358”	no
orig_journal	Journal that published the original findings.	“Scientific Reports”	no

Table 2 Overview of variables included in the dataset.

2.2 TIME OF DATA COLLECTION

The database as of October 2023 contains results from original studies that have been published between 1935 (Stroop, 1935) and 2023 (e.g., Röseler, Doetsch, et al., 2023). Like in most meta-analytical datasets, data collection times for the included studies are mostly unknown and only publication years are provided.

Collection of meta-data is ongoing and will continue for the foreseeable future (e.g., via hackathons and workshops at conferences, collaborations with large-scale projects, and literature alerts). After collecting the currently hosted data, aggregating and formatting of the datasets began in May 2022 using the Open Science Framework Registries webpage (<https://www.osf.io/registries>).

2.3 LOCATION OF DATA COLLECTION

Worldwide/asynchronously/remote.

2.4 SAMPLING, SAMPLE AND DATA COLLECTION

The presented dataset represents the Replication Database dated 16th October 2023 and consists of multiple sub-datasets and individual replications. Historically, the basis was formed by an aggregation of data from OSF's registries (Röseler et al., 2022) and replications conducted by Feldman and colleagues ("Collaborative Open-science and meta REsearch, CORE", CORE Team, 2024). We then added large-scale projects, such as data from the Reproducibility Project Psychology (Open Science Collaboration, 2015) and others. All further entries that we had to code manually were labeled as individual submissions. These include data from CurateScience.org or specific journal issues dedicated to replications. We issued a call for results (<https://osf.io/v4xjk>) via 14 channels (i.e., conferences, social networks, and mailing lists) in March and April 2023 (for an overview see <https://osf.io/d5r7c>). Since then, project leads and research assistants have been manually coding studies from further lists, databases, and literature searches. We have also been

reaching out to large-scale replication projects and asked them to help add their data. In late 2023, the Replication Database and the Framework for Open and Reproducible Research Training (FORRT) Replications and Reversals project joined forces, with a merging of the two databases taking place until late 2024. In parallel, we have been validating entries submitted by other researchers. An overview of data sources and distributions of the original publications throughout the years is provided in Tables 3–5 and Figures 3–4. Dataset descriptions and plots were created with R version 4.3.2 (R Core Team, 2018) and the packages ggplot2 (Wickham, 2016), openxlsx (Schauberger & Walker, 2021), and psych (Revelle, 2024). Code to reproduce the results is available online (<https://osf.io/j8qav>).

In total, there are 1,239 entries (i.e., pairs of original and replication effects). Note that effect sizes and sample sizes could not be coded for 201 cases. The entries stem from 336 independent original studies and 468 independent replication findings. With independent, we refer to non-overlapping samples. For example, research articles reported results from up to 80 independent studies (see also Table 3 for a summary).

Replication outcomes were taken from the reported replications in the OSF registries, coded from author statements, and computed from reported effect sizes in some cases. Most findings were informative failures to replicate ($k = 641$) followed by successes ($k = 447$). Assessments could not be made for $k = 133$ findings, $k = 15$ were inconclusive, and $k = 3$ entries were practical failures to replicate (see also Table 4 for definitions of outcomes).

CATEGORY	VALUE
All Entries	1,239
Independent Original Studies	336
Independent Replication Findings	468
Entries Not Included in Quantitative Analyses	201

Table 3 Description of entries from the Replication Database.

OUTCOME	NUMBER OF ENTRIES	DEFINITION OF OUTCOME
Inconclusive	15	Reporting beyond significance testing indicated that the result is unclear (e.g., there were multiple tests, and some were successful and some were not, the hypothesis is not sufficiently specific).
Informative Failure to Replicate	641	The condition for success is not met. This can be due to the effect being in the same direction but not significant (e.g., due to a lack of precision in the measurements), a significant effect in the opposite direction, or a null effect.
Practical Failure to Replicate	3	Reporting beyond significance testing indicated that reasons other than effect sizes led to the replication study not being interpretable (e.g., the target sample size was not reached, the study had to be discontinued).
Success	447	Original and replication effect were both significant or both non-significant and effect sizes were in the same direction (if applicable).
Not Available	133	No assessment of outcome has been coded (e.g., due to missing original or replication effect size or sample sizes or no clear evaluation in the replication report).

Table 4 Replication outcomes.

Data from the original projects (e.g., [Open Science Collaboration, 2015](#)) have been reformatted. In some cases, effect sizes have been standardized, and most references have been added (original materials mostly included short references without DOIs, only author names, or references in formats other than APA). Further, we added variables such as journals that published the original findings, 95% confidence intervals for original and replication effect sizes, outcomes, and replication study power. An overview of the number of effect sizes by source is provided in [Table 5](#).

SOURCE	NUMBER OF EFFECT SIZES
CORE	109
CRSP Special Issue	4
Individual Submissions	247
ML1	352
ML3	145
OSC 2015	167
OSF Registries	95
RRR	120

Table 5 Sources of replication findings.

Note. CORE = Collaborative Open-science and meta REsearch (CORE Team, 2024), CRSP = Comprehensive Results in Social Psychology (Journal), ML = Many Labs (e.g., [Klein et al., 2014](#)), OSC = Open Science Collaboration (2015), OSF = Open Science Framework (<https://osf.io>), RRR = Registered Replication Report (e.g., [Hagger et al., 2016](#); [O'Donnell et al., 2018](#)).

On average, replication effect sizes were smaller than original effect sizes. Replication effect sizes divided by original effect sizes ($k = 1,050$, $M = 0.52$, $SD = 0.98$, $Min = -6.9$, $Max = 22.82$, $Md = 0.387$; excluding cases with original effect sizes of 0). [Figure 3](#) provides a scatterplot of original and replication effect sizes in the style of [Open Science Collaboration \(2015\)](#). An interactive version with an up-to-date dataset is available online (https://forrt-replications.shinyapps.io/fred_explorer). The distribution of relative effect sizes is displayed in [Figure 4](#).

2.5 MATERIALS/SURVEY INSTRUMENTS

- Call for Results: <https://osf.io/v4xjk>
- Instructions for coding: <https://osf.io/47zwe>
- Instructions for validating: <https://osf.io/y3fm8>
- Submission form: <https://osf.io/q5hfj> (archived) or <https://www.socisurvey.de/replicate> (non-permanent link)

2.6 QUALITY CONTROL

Validation for Individual Submissions

As a collaborative community effort from the contributors, all mandatory fields ([Table 2](#)) were systematically verified by one person per entry (listed in the variable `validated_person`). These seven contributors were students fulfilling course credits or research assistants. They were acquainted with statistical methods (e.g., effect sizes and null hypothesis significance testing) and used standardized instructions (<https://osf.io/y3fm8>). For example, they

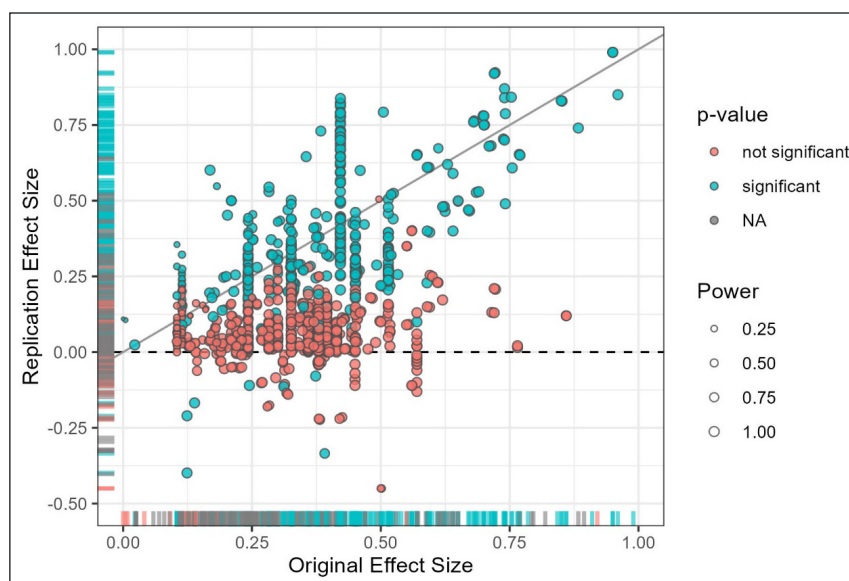


Figure 3 Original and replication effect size by significance of replication effect and power of the replication study.

Note. $k = 1,051$ pairs of original and replication effect sizes converted to correlation coefficients. Some code for the plot was taken from [Open Science Collaboration \(2015\)](#). Power: Statistical power of the replication study given the replication sample size and the original effect size. P-value of the replication study was estimated based on converted effect sizes and may be skewed for nested designs ($\alpha = 5\%$). Points on the diagonal solid line reflect cases where replication effect size = original effect size. Points on the horizontal dashed line represent replication effect sizes close to 0.

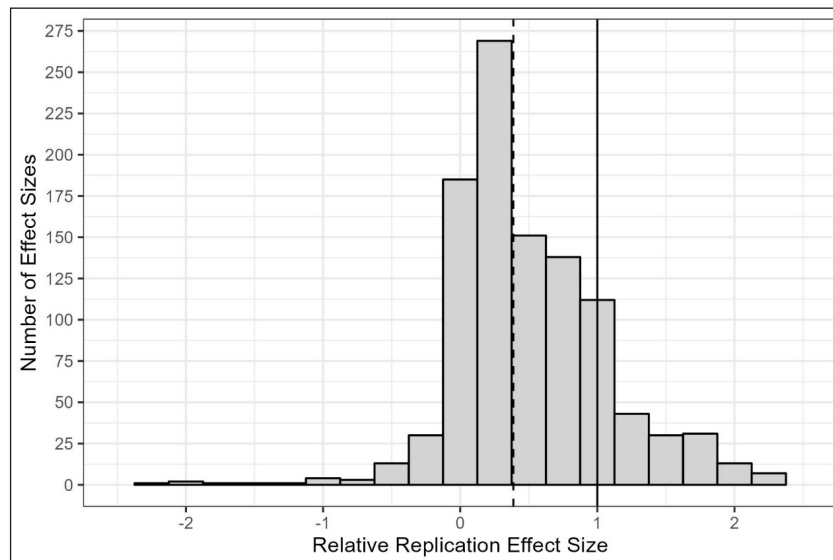


Figure 4 Histogram of relative replication effect sizes.

Note. X-axis was truncated for readability and some relative replication effect sizes are not visible. The dashed line represents the median of 0.387, $k = 1,050$. The solid line represents 1, that is, the relative effect size that results from both effects being the same. Cases where the original effect size was zero were removed due to the ratio yielding infinity.

tested hyperlinks, and assessed descriptions and keywords for plausibility. The attribution of effects to one or multiple samples and the accurate naming of Sample IDs were also examined.

The person indicated by the variable `validated_person` scrutinized both the original and replication papers to ensure the congruence of reported sample sizes with the submitted information. Special focus was placed on the accuracy of sample sizes with regard to the removal of participants. Additionally, the effect sizes and their types were individually examined in both the original and replication papers. In case of uncertainties encountered during these steps, we contacted the contributor of the results for further clarification and LR was informed of the potential problems.

Validation for Batch Submissions

With batch submissions, we refer to submissions of many findings at once, such is the case for large-scale projects (e.g., [Open Science Collaboration, 2015](#)). In these cases, the original dataset was converted and entered in the database. For each batch of submissions, a project team member checked whether the entries regarding effect sizes, sample sizes, and references in the Replication Database aligned with those of the submitted studies. This work was again done by research assistants or the project lead. In some cases, the original authors of large datasets validated the entries or converted the data.

Dealing with Inconsistencies

In cases of inconsistencies, we corrected values to match the source material. We identified an error in a replication report, confirmed it with the author(s), and commented

on PubPeer. If authors were unreachable, we relied on the original or replication reports. After other researchers flagged two errors in the CurateScience data ([LeBel et al., 2018](#)), we revalidated all CurateScience entries by comparing effect and sample sizes directly with the original reports rather than the database. For future errors in our database, we encourage researchers to submit a comment to this article via PubPeer (<https://pubpeer.com>).

Limitations

Several limitations arise due to the large size of the database, limited resources, collaborative data collection, and ongoing discussions about replication methodology.

- Deprecation of entries: Variables such as publication status may change over time from “pre-print” to “journal article”. Although we ask all contributors to let us know if variables change, there is currently no procedure to guarantee that this variable is up to date.
- Outcome variables: There are numerous ways to measure replication outcomes with regard to the original study’s findings. Effect sizes or relative effect sizes are the most fine-grained way to code outcomes while also being able to compare them but some researchers or practitioners may prefer categorical values such as success or failure. Although the database includes the evaluations suggested by Brandt et al. (2014), the current coding scheme is inconsistent as some entries were taken from what replicators coded in the OSF registries when publishing result reports using the Replication Recipe post-completion template (Brandt et al., 2014) and some were computed based on the entered effect sizes or were filled out by contributors of the findings who

would otherwise not have categorized the replication attempt using these labels. Note that more objective classifications such as suggested by LeBel et al. (2019) can be computed based on the present values (e.g., signal vs. no signal, direction).

- Replication closeness: As described above, replication closeness is difficult to measure, hard to validate, and should be used with caution. Currently, coding replication closeness is optional, which is why it is also missing for a large proportion of entries.
- Ignorance of nested designs: Although commensurability of different effect sizes is statistically possible through conversion, caution should be exercised when interpreting effects from between-subject designs compared to those from within-subject or nested designs as estimates such as significance level or power will be skewed. Note, however, that the design has been coded and cases can be filtered for it.
- Quality control: Due to crowdsourcing and limited resources, the dataset is likely to contain errors. In the trade-off between comprehensiveness and correctness, we strive for the former to maximize visibility and findability of replications. For better or worse, researchers can easily go from our database to the original reports. Data from large scale projects was only compared to their data as not every single study could be checked. Checks do not include reproductions of analyses but only comparison of values. In many cases, we noticed discrepancies between entered sample sizes and degrees of freedom from the respective tests as researchers entered the total sample size and not the sample size used for the respective tests. For individual submissions, we reached out to the contributors and could resolve all inconsistencies.
- Coding of samples, studies, dependent variables, and items: Entries are coded so that dependent samples (i.e., samples that belong to the same replication study but were used to replicate different original findings) and study numbers from original and replication findings can be identified. However, there is no standardized procedure to code hypotheses, dependent variables, or items. These are usually collapsed in the description but future research or a revision of the database may benefit from a more differentiated coding procedure.

2.7 DATA ANONYMIZATION AND ETHICAL ISSUES

Because all entries concern scientific contributions such as research articles or datasets, we did not anonymize the data.

2.8 EXISTING USE OF DATA

Subsets of the data (e.g., data from Many Labs) or aggregated versions have been used for meta-research

(e.g., Sotola, 2023). At the time of publication, we are aware of two projects that have used the entire database.

- Röseler, L. (2023, October 16). *Predicting Replication Rates with Z-curve: A Brief Exploratory Validation Study Using the Replication Database*. <https://doi.org/10.31222/osf.io/ewb2t>
- Röseler, L., Doetsch, C. A., Kaiser, L. D., Gendlina, T. D., Klett, N., Krapp, J., Seida, C., Förster, N., & Schütz, A. (2023, March). *The Replication Database: Making transparent what replicated and what did not*. Presentation at the Conference for Experimental Psychology (TeaP), Trier, Germany. <https://osf.io/sf8j2>

(3) DATASET DESCRIPTION AND ACCESS

The datasets and materials are openly available in the OSF repository (<https://osf.io/9r62x/>) and will be updated continuously as the database grows.

- Dataset used for the reported analyses: <https://osf.io/qtkzy>
- Google Sheets spreadsheet that we plan to update regularly: https://docs.google.com/spreadsheets/d/1x68oW2H_Xrdv44fIeycl4fegsmQgCa60GxeZZ_hAR90/edit?pli=1#gid=1463805480 (non-permanent link)
- Interactive Shiny Application: https://fortt-replications.shinyapps.io/fred_explorer (non-permanent link)
- Interactive Shiny Application for Reference List Annotation: https://fortt-replications.shinyapps.io/fred_annotator (non-permanent link)
- Dataset changelog (starting January 2024): <https://osf.io/ej46t>

3.1 REPOSITORY LOCATION

Repository link: <https://osf.io/9r62x>

Frozen Repository as of August 2024: <https://osf.io/c9rny>

Repository DOI: <https://doi.org/10.17605/OSF.IO/9R62X>

3.2 OBJECT/FILE NAME

Reported version: <https://osf.io/qtkzy>

Most recent version: "FReD.xlsx" available at <https://osf.io/z5u9b>

3.3 DATA TYPE

Secondary data, processed data, aggregated data.

3.4 FORMAT NAMES AND VERSIONS

Datasets are available in .csv and .xlsx formats.

3.5 LANGUAGE

English, German (variable labels).

3.6 LICENSE

CC-By Attribution 4.0 International.

3.7 LIMITS TO SHARING

The data is not under embargo. It contains the names of researchers who conducted original studies and replication studies (i.e., references) and the names of researchers who contributed to the dataset. The data may be updated with further replication findings and we plan to maintain and extend the Shiny Application for several more years.

Please cite this article and along with it the most recent version of the OSF-project (<https://osf.io/9r62x>) that includes a version number and contributors who joined the project since 04/2023.

3.8 PUBLICATION DATE

An initial version of the dataset has been shared on 22/01/2023, on the Open Science Framework (OSF; <https://osf.io/2a3gb>). The reported results are based on the version from 16/10/2023.

3.9 FAIR DATA/CODEBOOK

We have posted the dataset publicly on the OSF (<https://osf.io/9r62x>). We provide coding instructions as text (<https://osf.io/hvebr>) and as a video (<https://osf.io/tvh9n>). The OSF project has been assigned a DOI (<https://doi.org/10.17605/OSF.IO/9R62X>). Code that formats data from the submission portal to match the structure of the dataset is available online (<https://osf.io/uzpqb>) and can be run with open-source software (e.g., GNU-R, R Core Team, 2018).

(4) REUSE POTENTIAL

We encourage others to use the Replication Database for their research or for educational purposes, add their replication findings to the database, or merge it with other existing databases. We suggest using it for a wide variety of different purposes.

- **Increase findability of replications:** Researchers, teachers, policy-makers, and professionals often rely on scientific evidence. With the database, they can easily and quickly get an overview of the potential robustness, generalizability, and heterogeneity in effects.
- **Summarize replication efforts by area:** The dataset can be used to summarize the robustness of findings by disciplines, research areas, phenomena, journals, time of publication, or researchers. This way, researchers can identify areas where replications are common or uncommon, which may aid in planning replication attempts, monitoring replication affinity, or determining directions of future research. For example, if for a phenomenon, some replications are successful and others are not, they can be compared and reveal potentially relevant background variables.

- **Inclusion in traditional meta-analyses:** With meta-analyses often struggling to include unpublished findings, replications, and null-findings, we believe that the Replication Database as a low-threshold opportunity to publish replication attempts can help researchers find studies that they can include in their meta-analyses and that may correct for the publication bias.
- **Validation data for bias-correction methods:** Methods that predict replication rates or correct meta-analytical effect sizes for publication bias and questionable research practices are often evaluated using simulated data (e.g., Carter et al., 2019) and validations with existing data need to rely on few and scattered large-scale projects (e.g., Sotola & Credé, 2022). With the replication database, these proposed methods can easily be tested against a large set of real data. In turn, the dataset can inform simulation studies about characteristics of replication studies from different research areas in psychology.
- **Inform replication guidelines:** With replication guidelines still being developed, we believe that the Replication Database can support the development of evidence-based replication guidelines and evaluation protocols. For example, if certain features of replication studies affect replication outcomes positively (e.g., preregistration of the study's methods and analysis plan), recommendations to preregister replication studies can rest on this evidence.
- **Teaching:** At the moment, textbooks and teaching materials are highly likely to include findings that could not be replicated. In the past, problems regarding findability of replication attempts made it difficult to provide a more nuanced discussion. The Replication Database can help researchers revising these materials and including more recent findings for the discussed phenomena or theories via a reference list annotation tool. This way, references can be read and annotated with respect to replication attempts (e.g., if there have been any replication attempts and what their outcomes were).

Moreover, instead of relying on singular findings, teachers and lecturers can for example ask students to examine replications, compare them with the original findings, and thereby help them develop skills to critically evaluate bodies of research.

Finally, replication studies have become an integral part of undergraduate research (Boyce et al., 2023; Jekel et al., 2020; Korell et al., 2023; Quintana, 2021). The database provides a low-threshold opportunity to make student replications visible.

We invite researchers to join our effort to make replications in psychological science and beyond transparent in a systematic manner.

ACKNOWLEDGEMENTS

We thank the Open Science Collaboration, Etienne LeBel (0000-0001-7377-008X), Aaron Charlton (0000-0001-8384-3852), all members of the FORRT (0000-0002-7562-5342) Replications and Reversals community, the Replication Database community, and student researchers that contributed to the first coded set of replication findings, that is, Taisia Gendlina, Josefine Krapp, Noemi Labusch, and Anja Wagner for the effort that went into their respective lists of replication studies that helped us to accumulate replication findings. We also thank numerous anonymous researchers for coding or submitting replication results. Finally, we thank the Society for the Improvement for Psychological Science (SIPS), the Psychological Science Accelerator (PSA), the Advancing Big-team Reproducible Science through Increased Representation (ABRIR) project, and the Association for Interdisciplinary Meta-Research and Open Science (AIMOS) for allowing us to host multiple hackathons to shape this database.

FUNDING INFORMATION

We acknowledge support by the Open Access Publication Fund of University of Münster. Parts of this project were furthermore supported through a grant from the University of Bamberg's Interne Forschungsförderung allocated to Lukas Röseler, by a grant from the Nederlandse Organisatie voor Wetenschappelijk's (NWO) Open Science Fund allocated to Flavio Azevedo, Helena Hartmann, Leticia Micheli, Lukas Wallrich, and Sam Parsons (see <https://www.researchequals.com/api/modules/main/r4qf-7peg>), and by a grant from the German Research Foundation (DFG; project number: 497678237) allocated to Oliver Genschow and the Leuphana University Lüneburg. Helena Hartmann was supported by the Deutsche Forschungsgemeinschaft (DFG, German Research Foundation – Project-ID 422744262 – TRR 289). Zoran Pavlović was supported by the Ministry of Science, Technological Development, and Innovation of the Republic of Serbia (contract number 451-03-66/2024-03/200163). Robert Ross was supported by the Australian Research Council (grant number: DP180102384) and the John Templeton Foundation (grant ID: 62631). Manuel Rausch was supported by Grant RA2988/4-1 by the Deutsche Forschungsgemeinschaft. Maria Montefinese was supported by the Investment line 1.2 “Funding projects presented by young researchers” (CHILDCONTROL) from the European Union – NextGenerationEU. J. Lukas Thürmer's contribution was funded in part by the Austrian Science Fund (FWF) [<https://dx.doi.org/10.55776/P37261>] and by an EASP pre-registered grant. Matthias F. J. Sperl was supported by the “Justus Liebig University Postdoc Fund,” provided by

the Postdoc Career and Mentoring Office of the University of Giessen (Germany).

The funders had no role in data collection and analysis, decision to publish, or preparation of the manuscript.

COMPETING INTERESTS

The author(s) declare no conflict of interest associated with the publication of this manuscript. TE is Co-Editor-in-Chief for the JOPD and has not had any editorial input into the decisions made on the manuscript.

AUTHOR CONTRIBUTIONS

Lukas Röseler – Conceptualization, Data Curation, Formal Analysis, Investigation, Funding Acquisition, Methodology, Project Administration, Resources, Software, Supervision, Validation, Visualization, Writing – Original Draft, Writing – Review and Editing

Leonard Kaiser – Data Curation, Validation, Investigation, Writing – Original Draft, Writing – Review and Editing

Christopher Doetsch – Data Curation, Validation, Investigation, Writing – Original Draft, Writing – Review and Editing

Noah Klett – Data Curation, Formal Analysis, Investigation, Software, Writing – Review and Editing

Christian Seida – Data Curation, Formal Analysis, Investigation, Software, Writing – Review and Editing

Astrid Schütz – Resources, Funding Acquisition, Writing – Review and Editing

Balazs Aczel – Resources, Writing – Review and Editing

Nadia Adelina – Resources, Writing – Review and Editing

Valeria Agostini – Resources, Writing – Review and Editing

Samuel Alarie – Resources, Writing – Review and Editing

Nihan Albayrak-Aydemir – Resources, Writing – Review and Editing

Alaa Aldoh – Resources, Writing – Review and Editing

Ali H. Al-Hoorie – Resources, Writing – Review and Editing

Flavio Azevedo – Resources, Writing – Review and Editing

Bradley J. Baker – Resources, Writing – Review and Editing

Charlotte Lilian Barth – Data Curation, Writing – Review and Editing

Julia Beitner – Resources, Writing – Review and Editing

Cameron Brick – Resources, Writing – Review and Editing

Hilmar Brohmer – Resources, Writing – Review and Editing

Subramanya Prasad Chandrashekar – Resources, Writing – Review and Editing

Kai Li Chung – Resources, Writing – Review and Editing

Jamie P. Cockcroft – Resources, Writing – Review and Editing

Jamie Cummins – Resources, Writing – Review and Editing

Veronica Diveica – Resources, Writing – Review and Editing
Tsvetomira Dumbalska – Resources, Writing – Review and Editing

Emir Efendic – Resources, Writing – Review and Editing

Mahmoud Elsherif – Resources, Writing – Review and Editing

Thomas Evans – Resources, Writing – Review and Editing

Gilad Feldman – Resources, Writing – Review and Editing

Adrien Fillon – Resources, Writing – Review and Editing

Nico Förster – Resources, Writing – Review and Editing

Joris Frese – Resources, Writing – Review and Editing

Oliver Genschow – Resources, Writing – Review and Editing

Vaitsa Giannouli – Resources, Writing – Review and Editing

Biljana Gjoneska – Resources, Writing – Review

Timo Gnams – Resources, Writing – Review and Editing

Amélie Gourdon-Kanhukamwe – Resources, Writing – Review and Editing

Christopher J. Graham – Resources, Writing – Review and Editing

Helena Hartmann – Resources, Writing – Review and Editing

Clove Haviva – Resources, Writing – Review and Editing

Alina Herderich – Resources, Writing – Review and Editing

Leon P. Hilbert – Resources, Writing – Review and Editing

Darías Holgado – Resources, Writing – Review and Editing

Ian Hussey – Resources, Writing – Review and Editing

Zlatomira G. Ilchovska – Resources, Writing – Review and Editing

Tamara Kalandadze – Resources, Writing – Review and Editing

Veli-Matti Karhulahti – Resources, Writing – Review and Editing

Leon Kasseckert – Data Curation, Validation

Maren Klingelhöfer-Jens – Resources, Writing – Review and Editing

Alina Koppold – Resources, Writing – Review and Editing

Max Korbmacher – Resources, Writing – Review and Editing

Louisa Kulke – Resources, Writing – Review and Editing

Niclas Kuper – Resources, Writing – Review and Editing

Annalise LaPlume – Resources, Writing – Review and Editing

Gavin Leech – Resources, Writing – Review and Editing

Feline Lohkamp – Data Curation, Writing – Review and Editing

Nigel Mantou Lou – Resources, Writing – Review and Editing

Dermot Lynott – Resources, Writing – Review and Editing

Maximilian Maier – Resources, Writing – Review and Editing

Maria Meier – Resources, Writing – Review and Editing

Maria Montefinese – Resources, Writing – Review and Editing

David Moreau – Resources, Writing – Review and Editing

Kellen Mrkva – Resources, Writing – Review and Editing

Monika Nemcova – Resources, Writing – Review and Editing

Danna Oomen – Supervision, Writing – Review and Editing

Julian Packheiser – Resources, Writing – Review and Editing

Shubham Pandey – Resources, Writing – Review and Editing

Frank Papenmeier – Resources, Writing – Review and Editing

Mariola Paruzel-Czachura – Resources, Writing – Review and Editing

Yuri G. Pavlov – Resources, Writing – Review and Editing

Zoran Pavlović – Resources, Writing – Review and Editing

Charlotte R. Pennington – Resources, Writing – Review and Editing

Merle-Marie Pittelkow – Resources, Writing – Review

Willemijn Plomp – Resources, Writing – Review and Editing

Paul E. Plonski – Resources, Writing – Review and Editing

Ekaterina Pronizius – Resources, Writing – Review and Editing

Andrew Adrian Pua – Resources, Writing – Review and Editing

Katarzyna Pypno-Blajda – Resources, Writing – Review and Editing

Manuel Rausch – Resources, Writing – Review and Editing

Tobias R. Rebholz – Resources, Writing – Review and Editing

Elena Richert – Resources, Writing – Review and Editing

Jan Philipp Röer – Resources, Writing – Review and Editing

Robert Ross – Resources, Writing – Review and Editing

Kathleen Schmidt – Resources, Writing – Review and Editing

Aleksandrina Skvortsova – Resources, Writing – Review and Editing

Matthias F. J. Sperl – Resources, Writing – Review and Editing

Alvin W. M. Tan – Resources, Writing – Review and Editing

J. Lukas Thürmer – Resources, Writing – Review and Editing

Aleksandra Totopito – Resources, Writing – Review and Editing

Wolf Vanpaemel – Resources, Writing – Review and Editing

Leigh Ann Vaughn – Resources, Writing – Review and Editing

Steven Verheyen – Resources, Writing – Review and Editing

Lukas Wallrich – Resources, Writing – Review and Editing

Lucia Weber – Data curation, Writing – Review and Editing

Julia K. Wolska – Resources, Writing – Review and Editing

Mirela Zaneva – Resources, Writing – Review and Editing

Yikang Zhang – Resources, Writing – Review and Editing

Note. Contributors of database entries received the CRediT role “Resources”. Contributors coding variables or converting values were assigned the CRediT role “Data Curation”.

Please note that to write a static report, the up-to-date database is necessarily larger and mistakes in the present version have been corrected for more recent versions. We took some of the text for this manuscript from our previous dataset publication at the JOPD (<https://openpsychologydata.metajnl.com/articles/10.5334/jopd.67>).

AUTHOR AFFILIATIONS

Lukas Röseler  orcid.org/0000-0002-6446-1901

Münster Center for Open Science, University of Münster, Germany; Institute of Psychology, University of Bamberg, Germany

Leonard Kaiser

University of Bamberg, Germany

Christopher Doetsch

University of Bamberg, Germany

Noah Klett

University of Bamberg, Germany

Christian Seida  orcid.org/0000-0001-8884-2736

University of Bamberg, Germany

Astrid Schütz  orcid.org/0000-0002-6358-167X

University of Bamberg, Germany

Balazs Aczel  orcid.org/0000-0001-9364-4988

ELTE Eotvos Lorand University, Hungary

Nadia Adelina  orcid.org/0000-0002-8808-2439

University of Hong Kong, Hong Kong SAR

Valeria Agostini  orcid.org/0000-0003-0314-2998

University of Birmingham, United Kingdom

Samuel Alarie

University of Montreal, Canada

Nihan Albayrak-Aydemir  orcid.org/0000-0003-3412-4311

Boğaziçi University, Türkiye; London School of Economics and Political Science, United Kingdom

Alaa Aldoh  orcid.org/0000-0003-1988-0661

University of Amsterdam, the Netherlands

Ali H. Al-Hoorie  orcid.org/0000-0003-3810-5978

Royal Commission for Jubail and Yanbu, Saudi Arabia

Flavio Azevedo  orcid.org/0000-0001-9000-8513

Utrecht University, the Netherlands

Bradley J. Baker  orcid.org/0000-0002-1697-4198

Temple University, United States

Charlotte Lilian Barth

Leuphana University, Germany

Julia Beitner  orcid.org/0000-0002-2539-7011


Goethe University Frankfurt, Germany

Cameron Brick  orcid.org/0000-0002-7174-8193

Department of Psychology, University of Amsterdam, the Netherlands

Hilmar Brohmer  orcid.org/0000-0001-7763-4229

Department of Psychology, University of Graz, Austria

Subramanya Prasad Chandrashekar  orcid.org/0000-0002-8599-9241

Department of Psychology, NTNU-Norwegian University of Science and Technology, Norway

Kai Li Chung  orcid.org/0000-0003-0012-8752

University of Nottingham Malaysia, Malaysia; University of Reading Malaysia, Malaysia

Jamie P. Cockcroft  orcid.org/0000-0002-0637-8851

Department of Psychology, University of York, United Kingdom

Jamie Cummins  orcid.org/0000-0002-9729-4900

Institute of Marketing and Business Administration & Institute of Psychology, University of Bern, Switzerland

Veronica Diveica  orcid.org/0000-0002-5696-8200

Department of Neurology and Neurosurgery, Montreal Neurological Institute, McGill University, Canada

Tsvetomira Dumbalska  orcid.org/0000-0002-5761-8536

Department of Experimental Psychology, University of Oxford, United Kingdom

Emir Efendic  orcid.org/0000-0002-2365-0247


Maastricht University, the Netherlands

Mahmoud Elsherif  orcid.org/0000-0002-0540-3998


Department of Psychology, University of Birmingham, United Kingdom

Thomas Evans  orcid.org/0000-0002-6670-0718

School of Human Sciences and Institute for Lifecourse Development, University of Greenwich, United Kingdom

Gilad Feldman  orcid.org/0000-0003-2812-6599

University of Hong Kong, Hong Kong SAR

Adrien Fillon  orcid.org/0000-0001-8324-2715

SInnoPSis, University of Cyprus, Cyprus

Nico Förster  orcid.org/0009-0005-6312-3096

RPTU Kaiserslautern-Landau, Germany

Joris Frese  orcid.org/0000-0002-5871-997X

European University Institute, Italy

Oliver Genschow  orcid.org/0000-0001-6322-4392

Leuphana University, Lüneburg, Germany

Vaitsa Giannouli  orcid.org/0000-0003-2176-8986

School of Medicine, Aristotle University of Thessaloniki, Greece

Biljana Gjoneska  orcid.org/0000-0003-1200-6672

Macedonian Academy of Sciences and Arts, North Macedonia

Timo Gnams  orcid.org/0000-0002-6984-1276

Leibniz Institute for Educational Trajectories, Germany

Amélie Gourdon-Kanhukamwe  orcid.org/0000-0002-3060-1320

King's College London, United Kingdom

Christopher J. Graham  orcid.org/0000-0002-1144-7970

Royal College of Physicians of Edinburgh, United Kingdom

Helena Hartmann  orcid.org/0000-0002-1331-6683

Department of Neurology, Center for Translational and Behavioral Neuroscience, University Hospital Essen, Germany

Clove Haviva  orcid.org/0000-0003-3266-5755

Dalhousie University, Canada

Alina Herderich  orcid.org/0000-0002-2940-600X

Graz University of Technology, Austria

Leon P. Hilbert  orcid.org/0000-0002-4366-9332

Department of Psychology, University of Amsterdam, the Netherlands

Darías Holgado  orcid.org/0000-0003-3211-8006

Institute of Sport Sciences, University of Lausanne, Switzerland

Ian Hussey  orcid.org/0000-0001-8906-7559

University of Bern, Switzerland

Zlatomira G. Ilchovska  orcid.org/0000-0001-6682-9952

School of Psychology, University of Birmingham, United Kingdom; School of Psychology, University of Nottingham, United Kingdom

Tamara Kalandadze  orcid.org/0000-0003-1061-1131

Østfold University College, Norway

Veli-Matti Karhulahti  orcid.org/0000-0003-3709-5341

Department of Music, Art and Culture Studies, University of Jyväskylä, Finland

Leon Kasseckert

University of Münster, Germany

Maren Klingelhöfer-Jens  orcid.org/0000-0002-5393-7871

University Medical Center Hamburg-Eppendorf, Germany

Alina Koppold  orcid.org/0000-0002-3164-3389

University Medical Center Hamburg-Eppendorf, Germany

Max Korbmacher  orcid.org/0000-0002-8113-2560

Western Norway University of Applied Sciences, Norway

Louisa Kulke  orcid.org/0000-0002-9696-8619

University of Bremen, Germany

Niclas Kuper  orcid.org/0000-0001-6901-0205

University of Münster, Germany

Annalise LaPlume  orcid.org/0000-0001-6725-3270

Toronto Metropolitan University, Canada

Gavin Leech  orcid.org/0000-0002-9298-1488

Arb Research, United Kingdom

Feline Lohkamp

Leuphana University Lüneburg, Germany

Nigel Mantou Lou  orcid.org/0000-0003-1363-833X

University of Victoria, Canada

Dermot Lynott  orcid.org/0000-0001-7338-0567

Maynooth University, Ireland

Maximilian Maier  orcid.org/0000-0002-9873-6096

University College London, United Kingdom

Maria Meier  orcid.org/0000-0002-1655-5479

University of Konstanz, Germany

Maria Montefinese  orcid.org/0000-0002-7685-1034

Department of Developmental and Social Psychology, University of Padova, Italy

David Moreau  orcid.org/0000-0002-1957-1941

University of Auckland, New Zealand

Kellen Mrkva  orcid.org/0000-0002-6316-5502

Baylor University, Hankamer School of Business, United States

Monika Nemcova  orcid.org/0009-0002-9941-8716

Charles University, Czech Republic

Danna Oomen  orcid.org/0000-0003-2638-1975

Leuphana University, Germany

Julian Packheiser  orcid.org/0000-0001-9805-6755

Department of Social Neuroscience, Ruhr University Bochum, Germany

Shubham Pandey

Indian Institute of Technology Bombay, India

Frank Papenmeier  orcid.org/0000-0001-5566-9658

University of Tübingen, Germany

Mariola Paruzel-Czachura  orcid.org/0000-0002-8716-9778

University of Silesia in Katowice, Poland; University of Pennsylvania, United States

Yuri G. Pavlov  orcid.org/0000-0002-3896-5145

University of Tuebingen, Germany

Zoran Pavlović  orcid.org/0000-0002-9231-5100

University of Belgrade, Serbia

Charlotte R. Pennington  orcid.org/0000-0002-5259-642X

School of Psychology, Aston University, United Kingdom

Merle-Marie Pittelkow  orcid.org/0000-0002-7487-7898

QUEST Center for Responsible Research, Berlin Institute of Health at Charité – Universitätsmedizin Berlin, Berlin, Germany

Willemijn Plomp  orcid.org/0000-0002-3254-5561

Leiden University, the Netherlands

Paul E. Plonski  orcid.org/0000-0002-6748-6020

Tufts University, United States

Ekaterina Pronizius  orcid.org/0000-0003-1446-196X

University of Vienna, Austria

Andrew Adrian Pua  orcid.org/0000-0002-2225-5245

School of Economics, De La Salle University, Manila, Philippines

Katarzyna Pypno-Blajda  orcid.org/0000-0002-3024-3535

University of Silesia in Katowice, Poland

Manuel Rausch  orcid.org/0000-0002-5805-5544

Rhine-Waal University of Applied Sciences, Germany

Tobias R. Rebholz  orcid.org/0000-0001-5436-0253

University of Tübingen, Germany

Elena Richert  orcid.org/0000-0003-0919-4879

Reykjavik University, Iceland; University of Eastern Finland, Finland

Jan Philipp Röer  orcid.org/0000-0001-7774-3433

Department of Psychology and Psychotherapy, Witten/Herdecke University, Witten, Germany

Robert Ross  orcid.org/0000-0001-8711-1675

Macquarie University, Australia

Kathleen Schmidt  orcid.org/0000-0002-9946-5953

Ashland University, United States

Aleksandrina Skvortsova  orcid.org/0000-0003-0512-0792

Department of Psychology, Leiden University, the Netherlands

Matthias F. J. Sperl  orcid.org/0000-0002-5011-0780

Department of Clinical Psychology and Psychotherapy, University of Siegen, Siegen, Germany; Department of Clinical Psychology and Psychotherapy, University of Giessen, Giessen, Germany; Center for Mind, Brain and Behavior, Universities of Marburg and Giessen (Research Campus Central Hessen), Marburg, Germany

Alvin W. M. Tan  orcid.org/0000-0001-5551-7507

Stanford University, United States

J. Lukas Thürmer  orcid.org/0000-0002-5315-2847

Paris-Lodron University Salzburg & Private University Seeburg Castle, Austria

Aleksandra Tołpito  orcid.org/0000-0002-2518-6759

Center for Research on Biological Basis of Social Behavior, SWPS University, Poland

Wolf Vanpaemel  orcid.org/0000-0002-5855-3885

KU Leuven, Belgium

Leigh Ann Vaughn  orcid.org/0000-0002-2399-7400

Ithaca College, United States

Steven Verheyen  orcid.org/0000-0002-6778-6744

Erasmus University Rotterdam, the Netherlands

Lukas Wallrich  orcid.org/0000-0003-2121-5177

Birkbeck, University of London, United Kingdom

Lucia Weber

Universität Bamberg, Germany

Julia K. Wolska  orcid.org/0000-0001-8675-4388

Manchester Metropolitan University, United Kingdom

Mirela Zaneva  orcid.org/0000-0003-3569-931X

Christ Church College, University of Oxford, United Kingdom

Yikang Zhang  orcid.org/0000-0001-5173-562X

Faculty of Psychology and Neuroscience, Maastricht University, the Netherlands; Criminology Department, Max Planck Institute for the study of Crime, Security, and Law, Germany

REFERENCES

- Bak-Coleman, J. B., & Devezzer, B.** (2023, November 20). Causal claims about scientific rigor require rigorous causal evidence. <https://doi.org/10.31234/osf.io/5u3kj>
- Bouwmeester, S., Verkoeijen, P. P., Aczel, B., Barbosa, F., Bègue, L., Brañas-Garza, P., Chmura, T. G. H., Cornelissen, G., Døssing, F. S., Espín, A. M., Evans, A. M., Ferreira-Santos, F., Fiedler, S., Flegr, J., Ghaffari, M., Glöckner, A., Goeschl, T., Guo, L., Hauser, O. P. ... Wollbrant, C. E.** (2017). Registered replication report: Rand, Greene, and Nowak (2012). *Perspectives on Psychological Science*, 12(3), 527–542. <https://doi.org/10.1177/1745691617693624>
- Boyce, V., Mathur, M., & Frank, M. C.** (2023). Eleven years of student replication projects provide evidence on the correlates of replicability in psychology. *Royal Society Open Science*, 10(1), 231240. <https://doi.org/10.1098/rsos.231240>
- Brandt, M. J., IJzerman, H., Dijksterhuis, A., Farach, F. J., Geller, J., Giner-Sorolla, R., ... Van't Veer, A.** (2014). The replication recipe: What makes for a convincing replication? *Journal of Experimental Social Psychology*, 50, 217–224. <https://doi.org/10.1016/j.jesp.2013.10.005>
- Brown, A. N., Cameron, D. B., & Wood, B. D. K.** (2014). Quality evidence for policymaking: I'll believe it when I see the replication. *Journal of Development Effectiveness*, 6(3), 215–235. <https://doi.org/10.1080/19439342.2014.944555>
- Bryan, C. J., Tipton, E., & Yeager, D. S.** (2021). Behavioural science is unlikely to change the world without a heterogeneity revolution. *Nature Human Behaviour*, 5(8), 980–989. <https://doi.org/10.1038/s41562-021-01143-3>
- Calder, B. J., Phillips, L. W., & Tybout, A. M.** (1981). Designing research for application. *Journal of Consumer Research*, 8(2), 197–207. <https://doi.org/10.1086/208856>
- Camerer, C. F., Dreber, A., Forsell, E., Ho, T.-H., Huber, J., Johannesson, M., Kirchler, M., Almenberg, J., Altmejd, A., Chan, T., Heikensten, E., Holzmeister, F., Imai, T., Isaksson, S., Nave, G., Pfeiffer, T., Razen, M., & Wu, H.** (2016). Evaluating replicability of laboratory experiments in economics. *Science*, 351(6280), 1433–1436. <https://doi.org/10.1126/science.aaf0918>
- Carter, E. C., Schönbrodt, F. D., Gervais, W. M., Hilgard, J.** (2019). Correcting for bias in psychology: A comparison of meta-analytic methods. *Advances in Methods and Practices in Psychological Science*, 2(2):115–144. <https://doi.org/10.1177/2515245919847196>
- Champely, S.** (2020). *pwr: Basic Functions for Power Analysis. R package version 1.3-0* [Computer software]. <https://CRAN.R-project.org/package=pwr>
- CORE Team** (2024). Collaborative Open-science and meta REsearch. DOI 10.17605/OSF.IO/5Z4A8. Retrieved from <http://osf.io/5z4a8> and <https://mgto.org/core-team>
- Davis, W. E., Giner-Sorolla, R., Lindsay, D. S., Lougheed, J. P., Makel, M. C., Meier, M. E., Sun, J., Vaughn, L. A., & Zelenski, J. M.** (2018). Peer-review guidelines promoting replicability and transparency in psychological science. *Advances in Methods and Practices in Psychological Science*, 1(4), 556–573. <https://doi.org/10.1177/2515245918806489>
- Ebersole, C. R., Mathur, M. B., Baranski, E., Bart-Plange, D., Buttrick, N. R., Chartier, C. R., Corker, K. S., Corley, M., Hartshorne, J. K., IJzerman, H., Lazarević, L. B., Rabagliati, H., Ropovik, I., Aczel, B., Aeschbach, L. F., Andrighetto, L., Arnal, J. D., Arrow, H., Babincak, P., ... Nosek, B. A.** (2020). Many Labs 5: Testing pre-data collection peer review as an intervention to increase replicability. *Advances in Methods and Practices in Psychological Science*, 3(3), 309–331. <https://doi.org/10.1177/2515245920958687>
- Eder, A. B., & Frings, C.** (2021). Registered Report 2.0: The PCI RR Initiative. *Experimental Psychology*, 68(1), 1–3. <https://doi.org/10.1027/1618-3169/a000512>
- Errington, T. M., Mathur, M., Soderberg, C. K., Denis, A., Perfito, N., Iorns, E., & Nosek, B. A.** (2021). Investigating the replicability of preclinical cancer biology. *eLife*, 10, e71601. <https://doi.org/10.7554/eLife.71601>
- Fletcher, T. D.** (2022). *psychometric: Applied Psychometric Theory (R package version 2.3)* [Computer software]. <https://CRAN.R-project.org/package=psychometric>
- Frith, U.** (2020). Fast lane to slow science. *Trends in Cognitive Sciences*, 24, 1–2. <https://doi.org/10.1016/j.tics.2019.10.007>
- Grolemund, G., & Wickham, H.** (2011). Dates and times made easy with lubridate. *Journal of Statistical Software*, 40(3), 1–25. <https://doi.org/10.18637/jss.v040.i03>
- Hagger, M. S., Chatzisarantis, N. L. D., Alberts, H., Anggono, C. O., Batailler, C., Birt, A. R., Brand, R., Brandt, M. J., Brewer, G., Bruyneel, S., Calvillo, D. P., Campbell, W. K., Cannon, P. R., Carlucci, M., Carruth, N. P., Cheung, T., Crowell, A., Ridder, D. T. D. de, Dewitte, S., ... Zwieneberg, M.** (2016). A multilab preregistered replication of the ego-depletion effect. *Perspectives on Psychological Science*, 11(4), 546–573. <https://doi.org/10.1177/1745691616652873>

- Hoynigen-Huene, P.** (2013). *Systematicity: The nature of science*. *Oxford studies in philosophy of science*. Oxford Univ. Press. <https://doi.org/10.1093/acprof:oso/9780199985050.001.0001>
- Hüffmeier, J., Mazei, J., & Schultze, T.** (2016). Reconceptualizing replication as a sequence of different studies: A replication typology. *Journal of Experimental Social Psychology*, 66, 81–92. <https://doi.org/10.1016/j.jesp.2015.09.009>
- Jami, A.** (2019). Having control over and above situations: The influence of elevated viewpoints on risk taking. *Journal of Marketing Research*, 56(2), 230–244. <https://doi.org/10.1177/0022243718813544>
- Jekel, M., Fiedler, S., Allstadt Torras, R., Mischkowski, D., Dorough, A. R., & Glöckner, A.** (2020). How to teach open science principles in the undergraduate curriculum—The Hagen Cumulative Science Project. *Psychology Learning & Teaching*, 19(1), 91–106. <https://doi.org/10.1177/1475725719868149>
- Klein, R. A., Ratliff, K. A., Vianello, M., Adams, R. B., Jr., Bahník, Š., Bernstein, M. J., Bocian, K., Brandt, M. J., Brooks, B., Brumbaugh, C. C., Cermalcar, Z., Chandler, J., Cheong, W., Davis, W. E., Devos, T., Eisner, M., Frankowska, N., Furrow, D., Galliani, E. M., ... Nosek, B. A.** (2014). Investigating variation in replicability: A “many labs” replication project. *Social Psychology*, 45, 142–152. <https://doi.org/10.1027/1864-9335/a000178>
- Klein, R. A., Vianello, M., Hasselman, F., Adams, B. G., Adams, R. B., Alper, S., Aveyard, M., Axt, J. R., Babalola, M. T., Bahník, Š., Batra, R., Berkics, M., Bernstein, M. J., Berry, D. R., Bialobrzeska, O., Binan, E. D., Bocian, K., Brandt, M. J., Busching, R., ... Nosek, B. A.** (2018). Many Labs 2: Investigating variation in replicability across sample and setting. *Advances in Methods and Practices in Psychological Science*, 1, 443–490. <https://doi.org/10.1177/2515245918810225>
- Koole, S. L., & Lakens, D.** (2012). Rewarding replications: A sure and simple way to improve psychological science. *Perspectives in Psychological Science*, 7, 608–614. <https://doi.org/10.1177/1745691612462586>
- Korbmacher, M., Azevedo, F., Pennington, C. R., Hartmann, H., Pownall, M., Schmidt, K., Elsherif, M., Breznau, N., Robertson, O., Kalandadze, T., Yu, S., Baker, B. J., O'Mahony, A., Olsnes, J. Ø.-S., Shaw, J. J., Gjoneska, B., Yamada, Y., Röer, J. P., Murphy, J., ... Evans, T.** (2023). The replication crisis has led to positive structural, procedural, and community changes. *Communications Psychology*, 1(1), 3. <https://doi.org/10.1038/s44271-023-00003-2>
- Kulke, L., & Rakoczy, H.** (2018). Implicit Theory of Mind—An overview of current replications and non-replications. *Data in Brief*, 16, 101–104. <https://doi.org/10.1016/j.dib.2017.11.016>
- Korell, D., Reinecke, N., & Lott, L.** (2023). Student-led replication studies in comparative politics: new findings by fresh eyes? *Zeitschrift für Vergleichende Politikwissenschaft*, 17(3), 261–273. <https://doi.org/10.1007/s12286-023-00578-4>
- LeBel, E. P., McCarthy, R. J., Earp, B. D., Elson, M., & Vanpaemel, W.** (2018). A unified framework to quantify the credibility of scientific findings. *Advances in Methods and Practices in Psychological Science*, 1, 389–402. <https://doi.org/10.1177/2515245918787489>
- LeBel, E. P., Vanpaemel, W., Cheung, I., & Campbell, L.** (2019). A brief guide to evaluate replications. *Meta-Psychology*, 3. <https://doi.org/10.15626/MP.2018.843>
- Leiner, D. J.** (2019). *SoSci Survey (Version 3.1.06)* [Computer software]. <https://www.sosicisurvey.de>
- Lüdecke, D.** (2018). *esc: Effect size computation for meta analysis. R package version 0.4.1* [Computer software]. <https://doi.org/10.5281/zenodo.1249218>
- Makel, M. C., Plucker, J. A., & Hegarty, B.** (2012). Replications in psychology research: How often do they really occur? *Perspectives on Psychological Science*, 7(6), 537–542. <https://doi.org/10.1177/1745691612460688>
- Maxwell, S. E., Lau, M. Y., & Howard, G. S.** (2015). Is psychology suffering from a replication crisis? What does “failure to replicate” really mean? *The American Psychologist*, 70(6), 487–498. <https://doi.org/10.1037/a0039400>
- Morey, R. D., Chambers, C. D., Etchells, P. J., Harris, C. R., Hoekstra, R., Lakens, D., Lewandowsky, S., Morey, C. C., Newman, D. P., Schönbrodt, F. D., Vanpaemel, W., Wagenmakers, E.-J., & Zwaan, R. A.** (2016). The Peer Reviewers' Openness Initiative: Incentivizing open research practices through peer review. *Royal Society Open Science*, 3(1), 150547. <https://doi.org/10.1098/rsos.150547>
- Moshontz, H., Campbell, L., Ebersole, C. R., ... Chartier, C. R.** (2018). The Psychological Science Accelerator: Advancing psychology through a distributed collaborative network. *Advances in Methods and Practices in Psychological Science*, 1(4), 501–515. <https://doi.org/10.1177/2515245918797607>
- Mynatt, C. R., Doherty, M. E., & Tweney, R. D.** (1977). Confirmation bias in a simulated research environment: An experimental study of scientific inference. *Quarterly Journal of Experimental Psychology*, 29(1), 85–95. <https://doi.org/10.1080/00335557743000053>
- Nelson, L. D., Simmons, J., & Simonsohn, U.** (2018). Psychology's renaissance. *Annual Review of Psychology*, 69, 511–534. <https://doi.org/10.1146/annurev-psych-122216-011836>
- Nosek, B. A., & Errington, T. M.** (2017). Reproducibility in cancer biology: Making sense of replications. *eLife*, 6, e23383. <https://doi.org/10.7554/eLife.23383.001>
- O'Donnell, M., Nelson, L. D., Ackermann, E., Aczel, B., Akhtar, A., Aldrovandi, S., Alsharif, N., Andringa, R., Aveyard, M., Babincak, P., Balatekin, N., Baldwin, S. A., Banik, G., Baskin, E., Bell, R., Białobrzeska, O., Birt, A. R., Boot, W. R., Braithwaite, S. R., ... Zrubka, M.** (2018). Registered replication report: Dijksterhuis and van Knippenberg

- (1998). *Perspectives on Psychological Science*, 13(2), 268–294. <https://doi.org/10.1177/1745691618755704>
- Open Science Collaboration** (2015). Psychology: Estimating the reproducibility of psychological science. *Science*, 349(6251), aac4716. <https://doi.org/10.1126/science.aac4716>
- Parsons, S., Azevedo, F., Elsherif, M. M., Guay, S., Shahim, O. N., Govaart, G. H., ... Aczel, B.** (2022). A community-sourced glossary of open scholarship terms. *Nature Human Behaviour*, 6(3), 312–318. <https://doi.org/10.1038/s41562-021-01269-4>
- Pavlov, Y. G., Adamian, N., Appelhoff, S., Arvaneh, M., Benwell, C. S., Beste, C., Bland, A. R., Bradford, D. E., Bublatzky, F., Busch, N. A., Clayson, P. E., Cruse, D., Czeszumski, A., Dreber, A., Dumas, G., Ehinger, B., Ganis, G., He, X., Hinojosa, J. A., ... Mushtaq, F.** (2021). #EEGManyLabs: Investigating the replicability of influential EEG experiments. *Cortex*, 144, 213–229. <https://doi.org/10.1016/j.cortex.2021.03.013>
- Pennington, C. R.** (2024). *A student's guide to open science: Using the replication crisis to reform psychology*. Open University Press. <https://doi.org/10.53841/bpsptr.2024.30.1.107>
- Protzko, J., Krosnick, J., Nelson, L., ... Schooler, J. W.** (2024). High replicability of newly discovered social-behavioural findings is achievable. *Nature Human Behavior*, 8, 311–319. <https://doi.org/10.1038/s41562-023-01749-9>
- Quintana, D. S.** (2021). Replication studies for undergraduate theses to improve science and education. *Nature Human Behaviour*, 5(9), 1117–1118. <https://doi.org/10.1038/s41562-021-01192-8>
- R Core Team.** (2018). *R* [Computer software]. Vienna, Austria: R Foundation for Statistical Computing. <https://www.R-project.org>
- Revelle, W.** (2024). *psych: Procedures for Psychological, Psychometric, and Personality Research*. Northwestern University, Evanston, Illinois. R package version 2.4.1, <https://CRAN.R-project.org/package=psych>.
- Röseler, L., Doetsch, C. A., Förster, N., Wild, A., Gianella, D., Friedinger, K., Rieger, E.-M. & Müller, A. M.** (2023, April 17). Replication of Geers and Lassiter (2003, Study 1): Affective expectations and need for cognition. <https://doi.org/10.17605/OSF.IO/RGE23>
- Röseler, L., Gendlina, T., Krapp, J., Labusch, N., & Schütz, A.** (2022). Successes and failures of replications: A meta-analysis of independent replication studies based on the OSF registries. *MetaArXiv*. <https://doi.org/10.31222/osf.io/8psw2>
- Schauberg, P., & Walker, A.** (2021). *Openxlsx: Read, Write and Edit xlsx Files* (Version R package version 4.2.5) [Computer software]. <https://CRAN.R-project.org/package=openxlsx>
- Schooler, J. W.** (2014). Metascience could rescue the 'replication crisis'. *Nature*, 515(7525), 9. <https://doi.org/10.1038/515009a>
- Silverstein, P., Elman, C., Montoya, A., McGillivray, B., Pennington, C. R., Harrison, C. H., Steltenpohl, C. N., Röer, J. P., Corker, K. S., Charron, L. M., Elsherif, M., Malicki, M., Hayes-Harb, R., Grinschgl, S., Neal, T., Evans, T. R., Karhulahti, V.-M., Krenzer, W. L. D., Belaus, A., ... Syed, M.** (2024). A guide for social science journal editors on easing into open science. *Research Integrity and Peer Review*, 9(1), 2. <https://doi.org/10.1186/s41073-023-00141-5>
- Simmons, J., & Nelson, L. D.** (2019). [82] Data Replicada #1: Do Elevated Viewpoints Increase Risk Taking? *Data Colada*. <https://datacolada.org/82>
- Soderberg, C. K., Errington, T. M., Schiavone, S. R., Bottesini, J., Thorn, F. S., Vazire, S., Esterling, K. M., & Nosek, B. A.** (2021). Initial evidence of research quality of registered reports compared with the standard publishing model. *Nature Human Behaviour*, 5(8), 990–997. <https://doi.org/10.1038/s41562-021-01142-4>
- Soto, C. J.** (2019). How replicable are links between personality traits and consequential life outcomes? The life outcomes of Personality Replication Project. *Psychological Science*, 30(5), 711–727. <https://doi.org/10.1177/0956797619831612>
- Sotola, L. K.** (2023). How can I study from below, that which is above? *Meta-Psychology*, 7. <https://doi.org/10.15626/MP.2022.3299>
- Sotola, L. K., & Credé, M.** (2022). On the predicted replicability of two decades of experimental research on system justification: A Z-curve analysis. *European Journal of Social Psychology*, 52(5–6), 895–909. <https://doi.org/10.1002/ejsp.2858>
- Stengers, I.** (2016). "Another science is possible!": A plea for slow science. In H. Letiche, G. Lightfoot, & J.-L. Moriceau (Eds.), *Demo(s)* (pp. 53–70). Brill. https://doi.org/10.1163/9789462096448_004
- Sterling, T. D.** (1959). Publication decisions and their possible effects on inferences drawn from tests of significance—or vice versa. *Journal of the American Statistical Association*, 54(285), 30–34. <http://www.jstor.com/stable/2282137>. <https://doi.org/10.1080/01621459.1959.10501497>
- Stewart, S. L. K., Pennington, C. R., da Silva, G. R., Ballou, N., Butler, J., Dienes, Z., Jay, C., Rossit, S., Samara, A., & UK Reproducibility Network.** (2022). Reforms to improve reproducibility and quality must be coordinated across the research ecosystem: the view from the UKRN Local Network Leads. *BMC Research Notes*, 15, 58. <https://doi.org/10.1186/s13104-022-05949-w>
- Stroop, J. R.** (1935). Studies of interference in serial verbal reactions. *Journal of Experimental Psychology*, 18(6), 643–662. <https://doi.org/10.1037/h0054651>
- Syed, M.** (2023, May 9). Replication or generalizability? How flexible inferences uphold unfounded universal claims. *PsyArxiv*. <https://doi.org/10.31234/osf.io/znv5r>
- Viechtbauer, W.** (2010). Conducting meta-analyses in R with the metafor package. *Journal of Statistical Software*, 36(3). <https://doi.org/10.18637/jss.v036.i03>
- Visser, I., Bergmann, C., Byers-Heinlein, K., Dal Ben, R., Duch, W., Forbes, S., Franchin, L., Frank, M. C., Geraci, A., Hamlin, J. K., Kaldy, Z., Kulke, L., Laverty, C., Lew-Williams, C., Mateu, V., Mayor, J., Moreau, D., Nomikou, I., Schuwerk, T., ... Zettersten, M.** (2022).

Improving the generalizability of infant psychological research: The ManyBabies model. *The Behavioral and Brain Sciences*, 45, e35. <https://doi.org/10.1017/S0140525X21000455>

Vaidis, D. C., Slegers, W. W., Van Leeuwen, F., DeMarree, K. G., Sætrevik, B., Ross, R. M., Schmidt, K., Protzko, J., Morvinski, C., Ghasemi, O., Roberts, A. J., Stone, J., Bran, A., Gourdon-Kanhukamwe, A., Gunsoy, C., Moussaoui, L. S., Smith, A. R., Nugier, A., Fayant, M.-P., ... Priolo, D. (2024). A multilab replication of the induced-compliance paradigm of cognitive dissonance. *Advances in Methods and Practices in Psychological Science*, 7(1), <https://doi.org/10.1177/25152459231213375>

Vazire, S. (2018). Implications of the credibility revolution for productivity, creativity, and progress. *Perspectives on Psychological Science*, 13(4), 411–417. <https://doi.org/10.1177/1745691617751884>

Wickham, H. (2016). *ggplot2: Elegant graphics for data analysis* (Second edition). Use R! Springer. <https://doi.org/10.1007/978-3-319-24277-4>

Wickham, H., Francois, R., Henry, L., & Müller, K. (2018). *dplyr: A Grammar of Data Manipulation. R package version 0.7.6* [Computer software]. <https://CRAN.R-project.org/package=dplyr>

PEER REVIEW COMMENTS

Journal of Open Psychology Data has blind peer review, which is unblinded upon article acceptance. The editorial history of this article can be downloaded here:

- **PR File 1.** Peer Review History. DOI: <https://doi.org/10.5334/jopd.101.pr1>

TO CITE THIS ARTICLE:

Röseler, L., Kaiser, L., Doetsch, C., Klett, N., Seida, C., Schütz, A., Aczel, B., Adelina, N., Agostini, V., Alarie, S., Albayrak-Aydemir, N., Aldoh, A., Al-Hoorie, A. H., Azevedo, F., Baker, B. J., Barth, C. L., Beitner, J., Brick, C., Brohmer, H., Chandrashekar, S. P., Chung, K. L., Cockcroft, J. P., Cummins, J., Diveica, V., Dumbalska, T., Efendic, E., Elsherif, M., Evans, T., Feldman, G., Fillon, A., Förster, N., Frese, J., Genschow, O., Giannouli, V., Gjoneska, B., Gnams, T., Gourdon-Kanhukamwe, A., Graham, C. J., Hartmann, H., Haviva, C., Herderich, A., Hilbert, L. P., Holgado, D., Hussey, I., Ilchovska, Z. G., Kalandadze, T., Karhulahti, V.-M., Kasseckert, L., Klingelhöfer-Jens, M., Koppold, A., Korbmacher, M., Kulke, L., Kuper, N., LaPlume, A., Leech, G., Lohkamp, F., Lou, N. M., Lynott, D., Maier, M., Meier, M., Montefinese, M., Moreau, D., Mrkva, K., Nemcova, M., Oomen, D., Packheiser, J., Pandey, S., Papenmeier, F., Paruzel-Czachura, M., Pavlov, Y. G., Pavlović, Z., Pennington, C. R., Pittelkow, M.-M., Plomp, W., Plonski, P. E., Pronizius, E., Pua, A. A., Pypno-Blajda, K., Rausch, M., Rebholz, T. R., Richert, E., Röer, J. P., Ross, R., Schmidt, K., Skvortsova, A., Sperl, M. F. J., Tan, A. W. M., Thürmer, J. L., Totopito, A., Vanpaemel, W., Vaughn, L. A., Verheyen, S., Wallrich, L., Weber, L., Wolska, J. K., Zaneva, M., & Zhang, Y. (2024). The Replication Database: Documenting the Replicability of Psychological Science. *Journal of Open Psychology Data*, 12: 8, pp. 1–23. DOI: <https://doi.org/10.5334/jopd.101>

Submitted: 11 April 2024

Accepted: 27 August 2024

Published: 11 September 2024

COPYRIGHT:

© 2024 The Author(s). This is an open-access article distributed under the terms of the Creative Commons Attribution 4.0 International License (CC-BY 4.0), which permits unrestricted use, distribution, and reproduction in any medium, provided the original author and source are credited. See <http://creativecommons.org/licenses/by/4.0/>.

Journal of Open Psychology Data is a peer-reviewed open access journal published by Ubiquity Press.