

# Random Graph Coloring - a Statistical Physics Approach

J. van Mourik and D. Saad

*The Neural Computing Research Group, Aston University, Birmingham B4 7ET, United Kingdom*

The problem of vertex coloring in random graphs is studied using methods of statistical physics and probability. Our analytical results are compared to those obtained by exact enumeration and Monte-Carlo simulations. We critically discuss the merits and shortcomings of the various methods, and interpret the results obtained. We present an exact analytical expression for the 2-coloring problem as well as general replica symmetric approximated solutions for the thermodynamics of the graph coloring problem with  $p$  colors and  $K$ -body edges.

PACS numbers: 89.75.-k, 05.50.+q, 75.10.Nr, 02.60.Pn

## I. INTRODUCTION

Methods of statistical physics have recently been applied to a variety of complex optimization problems in a broad range of areas, from computational complexity [1, 2] to the study of error correcting codes [3] and cryptography [4, 5].

Graph coloring is one of the basic Non-deterministically Polynomial (NP) problems. The task is to assign one of  $p$ -colors to each node, in a randomly connected set of vertices, such that no edge will have the same colors assigned to both ends. The feasibility of finding such a solution clearly depends on the level and nature of connectivity in the graph and the number of colors. The very existence of a solution is in the class of NP-complete problems [6]. An extension of the problem to the case of hyper-edges comprising more than two vertices is also of practical significance [7].

Recent success in the application of statistical physics techniques to computational complexity problems, naturally lead to the belief that they may be applied to a wide range of computational complexity tasks, among them is the graph coloring problem.

In this paper we map the graph coloring problem, with  $p$ -colors, onto the anti-ferromagnetic  $p$ -spin Potts model [8]; this facilitates the use of established methods of statistical physics for gaining insight into the dependence of graph colorability on the nature and level of its connectivity, and the phase transitions that take place. The suggested framework comes with its own limitations; we critically discuss what can, and cannot be calculated via the methods of statistical mechanics.

The statistical physics approach is based on the introduction of a Hamiltonian or cost-function, and the calculation of the typical free energy in the large system limit. From the free energy one can obtain the typical ground state energy, which in turn allows one to make predictions on the graph colorability. A non-zero ground state energy indicates that, under the given conditions, random graphs are typically not colorable. Our theoretical results are restricted to the replica symmetric (RS) approximation (see [10, 11]), and are, for the 2-color problem (which is solvable in linear time) in perfect agreement with those obtained by numerical methods; for the 3-color problem the results are only in qualitative agreement with those obtained by numerical methods. The theoretical results can be systematically improved by using replica symmetry breaking (RSB) approximations, although our current results do not provide a direct indication for a breakdown of the RS approximation.

Apart from determining merely the colorability of the graph, the ground state energy also tells us what is the typical minimal fraction of unsatisfied edges when the graph is non-colorable. Furthermore, the ground state (residual) entropy gives us information about the number of different coloring schemes that share the minimum number of unsatisfied edges.

The suggested framework covers a range of possible variations of the original problem. However, only a limited number of them can be studied in a single paper; we therefore restrict this study to regular  $p = 2$  and  $p = 3$  color problems on random graphs with 2-vertex edges (i.e. with 2-body interactions in the statistical physics terminology). In this context, *regular* stands for the fact that all edges connect the same number of vertices and impose the same color constraint on the vertices they connect, and that all vertices have the same available color set. Possible variations include many- $K$  vertex edges ( $K$ -body interactions); mixtures of edges with different  $K$  values and/or with different local constraints imposed on the colors of the vertices involved; constraints on the overall frequencies of vertices of a certain color; mixtures of vertices with different available color sets; other probability distributions of the number of edges per vertex, etc.

Our results, in agreement with results obtained elsewhere [9], seem to indicate, that for  $p \geq 3$  there is a 1st order transition for the colorability as a function of the average graph connectivity, from probability 1 to 0, at some critical average connectivity. This implies that in these cases a vanishing ground state energy implies that the graph is  $p$ -colorable, while a non-zero ground state energy indicates that the graph is typically not  $p$ -colorable.

Contrasting results obtained from the theoretical framework with numerical studies in the case of  $p = 2$  exposes

inherent limitations of the statistical physics based analysis. Using a completely different approach, we also obtain an exact expression for the probability that large random graphs with 2-vertex edges are 2-colorable, finding a 2nd order transition for the colorability as a function of the graph's average connectivity, from non-zero to zero probability. This result shows that in general a zero ground state energy does not automatically imply that a graph is typically colorable.

The paper is organized as follows: In section II we define the problem and introduce the notations used, while in section III we introduce the statistical physics framework. Section IV introduces the results obtained from the analysis as well as numerical results obtained by exact enumeration and Monte-Carlo simulations. The case of 2-colorability is studied in section V; discussion and conclusions are presented in section VI.

## II. GRAPH COLORING - DEFINITIONS AND NOTATION

In a general set-up, we consider *regular* random graphs  $\mathcal{G}(N_v, K, \lambda)$  consisting of  $N_v$  vertices, connected to each other by (hyper) edges. Each (hyper) edge connects exactly  $K$  distinct vertices. The connectivity is then described by the tensor  $\mathcal{D}_{\{j_1 \dots j_K\}}$ , the elements of which are 1 if there is an (hyper) edge connecting the vertices  $\{j_1 \dots j_K\}$ , and 0 otherwise. Note that the total number of possible (hyper) edges in the graph is given by  $N_{pe/g} = \binom{N_v}{K}$ , while the total number of possible (hyper) edges a given vertex  $j$  may be involved in, is given by  $N_{pe/v} = \binom{N_v - 1}{K - 1}$ . The overall connectivity of the graph  $\mathcal{G}(N_v, K, \lambda)$  is described by the parameter  $\lambda$ , which gives the average number of edges each vertex is involved in. Hence, for large graphs (i.e.  $N_v \rightarrow \infty$ ), the fraction of the total number of edges  $N_e$  and the total number of vertices  $N_v$ , is typically given by

$$\frac{N_e}{N_v} = \frac{\lambda}{K} + \mathcal{O}(N_v^{-\frac{1}{2}}). \quad (1)$$

In a *random* graph, this is obtained by considering all (i.e.  $N_{pe/g}$ ) possible  $K$ -tuples  $\{j_1 \dots j_K\}$  of vertices, and by assigning

$$\mathcal{D}_{\{j_1 \dots j_K\}} = \begin{cases} 1 & \text{with probability } P_e = \frac{\lambda}{N_{pe/v}} \\ 0 & \text{with probability } P_{ne} = 1 - \frac{\lambda}{N_{pe/v}} \end{cases}. \quad (2)$$

In the large system limit (i.e.  $N_v \rightarrow \infty$ ), the number of edges per vertex ( $n_e$ ) is then Poisson distributed:

$$P(n_e = k) = \binom{N_{pe/v}}{k} \left( \frac{\lambda}{N_{pe/v}} \right)^k \left( 1 - \frac{\lambda}{N_{pe/v}} \right)^{N_{pe/v} - k} \simeq \frac{\lambda^k}{k!} \exp(-\lambda), \quad k = 0, 1, 2, \dots, \infty. \quad (3)$$

The most studied case is that of  $K = 2$ , in which one considers conventional edges (or 2-body interactions); graphs with  $K \geq 3$  are also considered in other contexts, for instance, the assignment of examination rooms to classes [7], in which case one generally speaks of  $K$  hyper edges (or  $K$ -body interactions). Although we will derive expressions for general  $K$ , in this paper we will limit ourselves to the analysis of random graphs with  $K = 2$ .

Now we assume that each vertex  $j$  can take a color  $c_j$  out of a set  $\{\mu_{j,1}, \dots, \mu_{j,p_j}\}$  of  $p_j$  colors, its *color set*. A coloring problem on a graph is determined by the constraint(s) on the colors of vertices connected by a(n) (hyper) edge. For instance, one can demand that none of the colors  $c_j$  of the vertices connected by an edge are the same, or that the colors  $c_j$  of the vertices connected by an edge are not all the same (note that both constraints are identical for  $K = 2$ ). Although in principle, one can consider scenarios where the color set may differ from vertex to vertex, and where the color constraints may differ from edge to edge, in the present paper we restrict ourselves to the case where all vertices have the same color set  $\{\mu_1, \dots, \mu_p\} \equiv \{1, \dots, p\}$  of  $p$  colors, and where each edge imposes the same color constraint on the vertices it connects. The actual color of a vertex  $j$  is indicated by  $c_j \in \{1, \dots, p\}$ , and we denote a *coloring* of the entire graph by  $\vec{c} \equiv \{c_1, \dots, c_{N_v}\}$ .

In this context our goal is to determine the probability that a randomly generated graph with average connectivity  $\lambda$ , and a given color set and color constraints, is colorable.

Note that the  $K = 2$  case with  $p$  available colors, is exactly the anti-ferromagnetic  $p$ -spin Potts model [8], while the  $p = 2$  case is the anti-ferromagnetic Ising model (see [10, 11]). The only randomness present in the model, is the random graph connectivity.

### III. REPLICA CALCULATION

#### A. General Scenario

We now present the statistical physics formulation of the graph coloring problem. To map this problem onto a statistical physics framework, we introduce a Hamiltonian or cost function for given coloring  $\vec{c}$  and connectivity  $\mathcal{D}$ :

$$\mathcal{H}(\vec{c}, \mathcal{D}) \equiv \sum_{\langle \rangle_K} \mathcal{D}_{\langle \rangle_K} \chi_{\langle \rangle_K}(\vec{c}), \quad (4)$$

where we have introduced the following short-hand notation for the  $K$ -tuples to keep our notation concise:

$$\langle \rangle_K \equiv \{j_1 \dots j_K\}. \quad (5)$$

Furthermore,  $\chi_{\langle \rangle_K}(\vec{c})$  is 0 if the edge color constraints are satisfied and 1 otherwise, such that  $\mathcal{H}(\vec{c})$  counts the number of unsatisfied edges. We focus on the case where colors of nodes sharing an edge should not all be the same;  $\chi_{\langle \rangle_K}(\vec{c})$  is then given by

$$\chi_{\langle \rangle_K}(\vec{c}) = \sum_{\mu=1}^p [\mu_c]_{\langle \rangle_K}, \quad \text{with} \quad \mu_{c_j} \equiv \delta_{\mu, c_j}, \quad [\mu_c]_{\langle \rangle_K} \equiv \prod_{k=1}^K \mu_{c_{j_k}}, \quad (6)$$

such that

$$\exp(-\beta \chi_{\langle \rangle_K}(\vec{c})) = \prod_{\mu=1}^p [1 - \Delta [\mu_c]_{\langle \rangle_K}] = 1 - \Delta \sum_{\mu=1}^p [\mu_c]_{\langle \rangle_K}, \quad (7)$$

where  $\Delta \equiv (1 - e^{-\beta})$ . In addition we could put constraints on the total fraction's  $f_\mu$  of edges of color  $\mu$ :

$$\sum_{j=1}^N \mu_{c_j} = N f_\mu, \quad (\text{note that } \sum_{\mu} f_\mu = 1). \quad (8)$$

The central quantity from which all other relevant physical quantities can be derived, is the free energy. This can be obtained from the partition function (with the constraints on  $\vec{f}$ ):

$$\mathcal{Z}(\vec{f}, \mathcal{D}) = \text{Tr}_{\vec{c}} \exp \left( -\beta \sum_{\langle \rangle_K} \mathcal{D}_{\langle \rangle_K} \chi_{\langle \rangle_K}(\vec{c}) \right) \prod_{\mu} \delta \left( \sum_{j=1}^N \mu_{c_j} - N f_\mu \right). \quad (9)$$

The free energy per degree of freedom, is then obtained from  $\mathcal{F}(\vec{f}, \mathcal{D}) = -\frac{1}{\beta N_v} \log[\mathcal{Z}(\vec{f}, \mathcal{D})]$ . It is very hard and not very useful to calculate  $\mathcal{F}(\vec{f}, \mathcal{D})$  for any specific choice of connectivity  $\mathcal{D}$ . Therefore, we calculate the expectation (average) value of the free energy over the ensemble of all allowed realizations of the connectivity. The average over all tensors  $\mathcal{D}$  with  $K$  non-zero elements per row, and  $L_j$  per column  $j$  is given by

$$\langle g(\mathcal{D}) \rangle_{\mathcal{D}} \equiv \frac{\text{Tr}_{\mathcal{D}} g(\mathcal{D}) \prod_{j_1=1}^{N_v} \delta \left( \sum_{\langle j_2, \dots, j_K \rangle} \mathcal{D}_{\langle \rangle_K}, L_{j_1} \right)}{\text{Tr}_{\mathcal{D}} \prod_{j_1=1}^{N_v} \delta \left( \sum_{\langle j_2, \dots, j_K \rangle} \mathcal{D}_{\langle \rangle_K}, L_{j_1} \right)} \equiv \frac{\mathcal{T}}{\mathcal{N}}. \quad (10)$$

Quantities of the type  $\mathcal{Q}(c) = \langle \mathcal{Q}_y(c) \rangle_y$ , with  $\mathcal{Q}_y(c) = \frac{1}{M} \ln [\mathcal{Z}_y(c)]$  and  $\mathcal{Z}_y(c) \equiv \text{Tr}_x f(x, y)$ , are very common in the statistical physics of disordered systems. We distinguish between the (quenched) disorder  $y$  (the connectivity  $\mathcal{D}$  in our case) and the microscopic (thermal) variables  $x$  (the coloring  $\vec{c}$  in our case). Some macroscopic order parameters  $c(x, y)$  (the  $f_\mu$  in our case) may be fixed to specific values and may depend on both  $y$  and  $x$ . Although we will not prove this here, such a quantity is generally believed to be *self-averaging* in the large system limit, i.e., obeying a probability distribution  $P(\mathcal{Q}_y(c)) = \delta(\mathcal{Q}_y(c) - \mathcal{Q}(c))$ . The direct calculation of  $\mathcal{Q}(c)$  is known as a *quenched average* over the disorder, but is typically hard to carry out, and requires using the replica method [11]. The replica method makes use of the identity  $\langle \ln \mathcal{Z} \rangle = \langle \lim_{n \rightarrow 0} [\mathcal{Z}^n - 1]/n \rangle$ , by calculating averages over a product of partition function replicas. Employing assumptions about replica symmetries and analytically continuing the variable  $n$  to zero, one

obtains solutions which enable one to determine the state of the system. We now present only the definitions and final expressions for the relevant physical quantities as obtained by the replica calculation. For the technical details we refer to appendix A.

The order parameters that naturally occur in this calculation are

$$q_{\{\mu\}_m}^{\langle a \rangle} \equiv \sum_{j=0}^N Z_j [\mu_{c_j}]_{\{\mu\}_m}^{\langle a \rangle}, \quad m = 0, 1, \dots, n, \quad (11)$$

and their definition is enforced by the introduction of the corresponding Lagrange multipliers  $\hat{q}_{\{\mu\}_m}^{\langle a \rangle}$ . Here we have introduced short hand notations for the m-tuples of replica indices and their corresponding colors:

$$\langle a \rangle_m \equiv \langle a_\ell \mid \ell = 1, \dots, m \rangle, \quad \{\mu\}_m \equiv \{\mu_\ell \mid \ell = 1, \dots, m\}, \quad [\mu_{c_j}]_{\{\mu\}_m}^{\langle a \rangle} \equiv \prod_{\ell=1}^m \delta_{\mu_\ell, c_j^{a_\ell}}. \quad (12)$$

Note the difference in notation for the replica indices  $\langle . \rangle$ , which all have to be different, and for the colors  $\{.\}$  for which multiple occurrence of the same color is allowed.

Since all replicas are subject to the same disorder the corresponding variables, depending on just one replica index, must be equivalent (index independent):  $\hat{f}_\mu^a = \hat{f}_\mu$ ,  $q_\mu^a = q_\mu$  and  $\hat{q}_\mu^a = \hat{q}_\mu$ . To proceed with the calculation, one needs to assume a certain order parameter symmetry for  $q_{\{\mu\}_m}^{\langle a \rangle}$  and their conjugates  $\hat{q}_{\{\mu\}_m}^{\langle a \rangle}$ , for  $m > 1$ . The simplest ansatz is that all replica m-tuples ( $m = 2, \dots, n$ ) with the same color set  $\{\mu\}_m$  are equivalent. This ansatz is called the replica symmetric ansatz (RS). In RS the order parameters  $q_{\{\mu\}_m}^{\langle a \rangle}$ ,  $\hat{q}_{\{\mu\}_m}^{\langle a \rangle}$  depend only on the color multiplicities  $m_\mu \equiv \sum_{\ell=1}^m \delta_{\mu, \mu_\ell}$  appearing in the m-tuple  $\{\mu\}_m$  (i.e.  $q_{\{\mu\}_m}^{\langle a \rangle} = q_{\vec{m}}$ , and  $\hat{q}_{\{\mu\}_m}^{\langle a \rangle} = \hat{q}_{\vec{m}}$ , where  $\vec{m} = \{m_\mu \mid \mu = 1, \dots, p\}$ ). Note that for general positive integer n there may be m-tuples of any size up to n, therefore  $m_\mu$  can take the values  $0, 1, \dots, n$  under the constraint  $\sum_\mu m_\mu \leq n$ . To facilitate the analytic continuation to non-integer n, it is now technically advantageous to write the discrete set of order parameters  $\{q_{\vec{m}}, \hat{q}_{\vec{m}}\}$  as the moments of  $p$ -variable probability distributions on the interval  $[0, 1]^p$ :

$$\begin{cases} q_{\vec{m}} = q_0 \int' \{d\vec{x} \pi(\vec{x})\} \prod_{\mu=1}^p (x_\mu)^{m_\mu} \\ \hat{q}_{\vec{m}} = \hat{q}_0 \int' \{d\vec{x} \hat{\pi}(\vec{x})\} \prod_{\mu=1}^p (-\hat{x}_\mu)^{m_\mu} \end{cases}, \quad (13)$$

where  $\int' d\vec{y} \dots \equiv \int_0^1 \{\prod_{\mu=1}^p dy_\mu\} \dots \delta(\sum_{\mu=1}^p y_\mu - 1)$ . The variables  $x_\mu$  can be interpreted as the (cavity) probabilities that a vertex takes the colors  $\mu \in \{1, \dots, p\}$ , and  $\pi(\vec{x})$  is their joint probability distribution. The constraint  $\sum_\mu y_\mu = 1$  expresses the fact that the total probability is 1. Using the ansatz (13), solving the saddle point equations with respect to  $\hat{q}_0$  and  $q_0$ , and taking the limit  $n \rightarrow 0$ , we obtain the quenched free energy per edge  $\mathcal{F}_e(\vec{f})$  for given values  $\vec{f}$ :

$$\mathcal{F}_e(\vec{f}) = \frac{1}{\beta} \left[ \frac{K}{\lambda} \sum_{\mu=1}^p f_\mu \hat{f}_\mu + K \mathcal{G}_1 - \mathcal{G}_2 - \frac{K}{\lambda} \mathcal{G}_3 \right], \quad (14)$$

taken in the extremum with respect to  $(\vec{f}, \hat{\pi}, \pi)$ , where

$$\begin{aligned} \mathcal{G}_1 &\equiv \int' \{d\vec{x} d\hat{x} \pi(\vec{x}) \hat{\pi}(\hat{x})\} \log(1 - \sum_{\mu=1}^p x_\mu \hat{x}_\mu) \\ \mathcal{G}_2 &\equiv \int' \prod_{k=1}^K \{d\vec{x}_k \pi(\vec{x}_k)\} \log(1 - \Delta \sum_{\mu=1}^p \prod_{k=1}^K x_{k,\mu}) \\ \mathcal{G}_3 &\equiv \sum_{L=0} \frac{P(L)}{L!} \int' \prod_{l=1}^L \{d\vec{x}_l \hat{\pi}(\vec{x}_l)\} \log \left( \sum_{\mu=1}^p \exp(\hat{f}_\mu) \prod_{l=1}^L (1 - \hat{x}_{l,\mu}) \right). \end{aligned} \quad (15)$$

The internal energy and entropy per edge are then given by

$$\mathcal{U}_e = \frac{\partial \beta \mathcal{F}_e}{\partial \beta} = \int' \prod_{k=1}^K \{d\vec{x}_k \pi(\vec{x}_k)\} \frac{\exp(-\beta) \sum_{\mu=1}^p \prod_{k=1}^K x_{k,\mu}}{(1 - \Delta \sum_{\mu=1}^p \prod_{k=1}^K x_{k,\mu})}, \quad \mathcal{S}_e = \beta(\mathcal{U}_e - \mathcal{F}_e). \quad (16)$$

Note that it is convenient to consider the energy per edge ( $\mathcal{U}_e$ ), and entropy per vertex ( $\mathcal{S}_v \equiv \frac{K}{\lambda} \mathcal{S}_e$ ). In this way,  $\mathcal{U}_e$  is just the fraction of unsatisfied edges (i.e.  $0 \leq \mathcal{U}_e \leq 1$ ), while  $\mathcal{S}_v$  is the entropy per degree of freedom (i.e.  $0 \leq \mathcal{S}_v \leq \log(p)$ ).

The saddle point equations are obtained by variation with respect to  $\hat{f}$ ,  $\pi$  and  $\hat{\pi}$  (under the constraint that  $\pi$  and  $\hat{\pi}$  are normalized) respectively, yielding:

$$f_\mu = \sum_{L=0} P(L) \int' \prod_{l=1}^L \{d\vec{x}_l \hat{\pi}(\vec{x}_c)\} \frac{\exp(\hat{f}_\mu) \prod_{l=1}^L (1 - \hat{x}_{l,\mu})}{\sum_{\nu=1}^p \exp(\hat{f}_\nu) \prod_{l=1}^L (1 - \hat{x}_{l,\nu})} \quad (17)$$

$$\hat{\pi}(\vec{x}) = \int' \prod_{k=1}^{K-1} \{d\vec{x}_k \pi(\vec{x}_k)\} \prod_{\mu} \delta \left( \hat{x}_\mu - \Delta \prod_{k=1}^{K-1} x_{k,\mu} \right) \quad (18)$$

$$\pi(\vec{x}) = \sum_{L=1} P(L) \frac{L}{\lambda} \int' \prod_{l=1}^{L-1} \{d\vec{x}_l \hat{\pi}(\vec{x}_l)\} \prod_{\mu} \delta \left( x_\mu - \frac{\exp(\hat{f}_\mu) \prod_{l=1}^{L-1} (1 - \hat{x}_{l,\mu})}{\sum_{\nu} \exp(\hat{f}_\nu) \prod_{l=1}^{L-1} (1 - \hat{x}_{l,\nu})} \right). \quad (19)$$

From (17) and (19) we see that the normalizations  $\sum_{\mu} f_{\mu} = 1$  and  $\sum_{\mu} x_{\mu} = 1$  are automatically satisfied.

Note that for the 2-color problem ( $p = 2$ ) one can invoke an Ising spin representation for the colors, e.g. by mapping the color 1 onto spin +1 and color 2 onto spin -1. Then, using the fact that  $x_2 = 1 - x_1$ , and defining  $m \equiv 1 - 2x_2 \in [-1, 1]$ , one obtains a single 1-variable probability distribution  $\tilde{\pi}(m)$  for the cavity *magnetization* ( $m$ ) of the vertices (spins):

$$\tilde{\pi}(m) \equiv \pi \left( \frac{1+m}{2}, \frac{1-m}{2} \right). \quad (20)$$

We also note that in the absence of overall color constraints (i.e.  $\hat{f}_{\mu} = 0$ ), a *paramagnetic* solution of the saddle point equations (18,19) always exists:

$$\pi_{\text{pm}}(\vec{x}) = \delta \left( \vec{x} - \left( \frac{1}{p} \right) \vec{1} \right), \quad \hat{\pi}_{\text{pm}}(\vec{x}) = \delta \left( \vec{x} - \left( \frac{\Delta}{p^{K-1}} \right) \vec{1} \right) \quad (21)$$

$$\mathcal{F}_{e,\text{pm}} = \frac{1}{\beta} \left[ \frac{(K\lambda - K - \lambda)}{\lambda} \log(p) - \log(p^{K-1} - \Delta) \right], \quad \mathcal{U}_{e,\text{pm}} = \frac{\exp(-\beta)}{(p^{K-1} - \Delta)}, \quad f_{\mu} = \frac{1}{p} \quad (22)$$

Finally, one should note that the expressions (14-19) are valid for any distribution of the number of edges per vertex  $P(L)$ , although in this paper we only investigate the case where  $P(L)$  is a Poisson distribution.

## B. Two-body interactions, no color constraints

We now derive explicit expressions for the special cases that we analyze in more detail later on: 2-body edges,  $K = 2$ , and no constraint on the overall color frequencies  $\hat{f}_{\mu} = 0, \forall \mu$ . From (18) we obtain the relation

$$\hat{\pi}(\vec{x}) = \frac{1}{\Delta} \pi \left( \frac{\vec{x}}{\Delta} \right) \quad \rightarrow \quad \int' d\vec{x} \hat{\pi}(\vec{x}) g(\vec{x}) = \int' d\vec{x} \pi(\vec{x}) g(\Delta \vec{x}), \quad (23)$$

such that the free energy per edge can be written in terms of the  $p$ -dimensional probability distribution  $\pi(\vec{x})$  alone:

$$\mathcal{F}_e = \frac{1}{\beta} \left[ \mathcal{G}_1 - \frac{2}{\lambda} \mathcal{G}_3 \right], \quad (24)$$

$$\mathcal{G}_1 = \int' \prod_{k=1}^2 \{d\vec{x}_k \pi(\vec{x}_k)\} \log \left( 1 - \Delta \sum_{\mu} \prod_{k=1}^2 x_{k,\mu} \right) \quad (25)$$

$$\mathcal{G}_3 = \sum_L P(L) \int' \prod_{l=1}^L \{d\vec{x}_l \pi(\vec{x}_l)\} \log \left( \sum_{\mu} \prod_{l=1}^L (1 - \Delta x_{l,\mu}) \right). \quad (26)$$

The saddle point equation (19) now becomes

$$\pi(\vec{x}) = \sum_{L=1} P(L) \frac{L}{\lambda} \int' \prod_{l=1}^{L-1} \{d\vec{x}_l \pi(\vec{x}_l)\} \prod_{\mu} \delta \left( x_{\mu} - \frac{\prod_{l=1}^{L-1} (1 - \Delta x_{l,\mu})}{\sum_{\nu} \prod_{l=1}^{L-1} (1 - \Delta x_{l,\nu})} \right). \quad (27)$$

Since the main question we want to investigate is the colorability of the graph, we are specifically interested in the ground state energy. We therefore take the low temperature limit (i.e.  $\beta \rightarrow \infty$ ), where a finite contribution to the energy only exists when  $1 - x_{k,\mu} \equiv \varepsilon_{k,\mu} = \mathcal{O}(\exp(-\beta))$  for the same color  $\mu$  for both  $k = 1, 2$ ; i.e. when two connected vertices are forced to have the same color. Then the integrand of (16) becomes to leading order,

$$\frac{\exp(-\beta) \sum_{\mu=1}^p \prod_{k=1}^2 x_{k,\mu}}{(1 - \Delta \sum_{\mu=1}^p \prod_{k=1}^2 x_{k,\mu})} = \frac{(1 - X)}{(1 + \Delta X \exp(\beta))} \simeq \frac{1}{(1 + \exp(\beta)X)} = \mathcal{O}(1), \quad (28)$$

with

$$X \equiv \varepsilon_{1,\mu} + \varepsilon_{2,\mu} - \varepsilon_{1,\mu} \varepsilon_{2,\mu} - \sum_{\nu \neq \mu} x_{1,\nu} x_{2,\nu} \simeq \mathcal{O}(\exp(-\beta)). \quad (29)$$

However, the limit  $\beta \rightarrow \infty$  is not easily taken analytically for the fixed point equation (27). As we show in appendix B, even in this limit, the extremizing distribution  $\pi(\vec{x})$  is non-trivial, and we have not found a way to obtain it analytically. We therefore solve equation (27) numerically to obtain the equilibrium distribution  $\pi(\vec{x})$  which is in turn used to obtain  $\mathcal{F}$ ,  $\mathcal{U}$  and  $\mathcal{S}$ .

The various integrations in the saddle point equations and the resulting physical quantities are obtained by the Monte-Carlo method. The distribution  $\pi(\vec{x})$  is obtained as the ( $p$ -dimensional) histogram of a large population of size  $N_P$  of  $p$ -dimensional points  $\{\vec{x}_i \mid i = 1, \dots, N_P\}$ . All results presented in this paper have been obtained using  $N_P = 10^6$ . The fixed point equation (27) can then be solved by randomly updating (i.e. replacing) one of the  $\vec{x}_i \rightarrow \vec{x}'_i$ . The update of  $\vec{x}'_i$  is carried out by, first, randomly picking a value  $L$  with probability  $P(L) \frac{L}{\lambda}$ , then randomly picking  $L-1$   $\vec{x}_{i_j}$ 's, and finally using the r.h.s. of the arguments of the  $\delta$ -function in (27) to calculate the resulting components of  $\vec{x}'_i$ . This process is repeated until the histogram reaches a steady state. Once this histogram is obtained, it can be used to calculate the various physical quantities in similar fashion.

Note that in order to reach a sufficient numerical precision in the low temperature limit for the components of the  $\vec{x}_i$ , we either save  $x_{i,\mu}$  if  $x_{i,\mu} \leq 0.5$  or  $\varepsilon_{i,\mu} \equiv 1 - x_{i,\mu}$  if  $x_{i,\mu} > 0.5$ . This avoids precision loss, e.g. in calculating  $(1 - \Delta x_{i,\mu})$ , when  $x_{i,\mu}$  is very close to 1. Similar steps are taken to keep sufficient numerical precision for the r.h.s of the saddle point equation (27).

Furthermore, it should be noted that often a very large number of iterations is needed (up to  $10^3 N_P$ ) before the distribution becomes stationary. This, in combination with the finite population size  $N_P = 10^6$ , and the inherent randomness in the Monte-Carlo integrations, puts a limit on the achievable numerical precision of our results.

#### IV. RESULTS

We now turn to the results of the numerical evaluation of the RS expressions.

First, it should be noted that the residual entropy  $\mathcal{S}_0(\lambda)$  per vertex (i.e. the logarithm of the number of colorings of the ground state) does not vanish for any finite  $\lambda$ . For the 2-color problem

$$\mathcal{S}_0(\lambda) \geq \frac{N_{dc}(\lambda)}{N_v} \log(2) \geq P(n_e = 0, \lambda) \log(2) \equiv S_l(\lambda) > 0, \quad (30)$$

where  $N_{dc}(\lambda)$  is the number of disconnected clusters, and where  $P(n_e = 0, \lambda) > 0$  is the fraction of completely isolated vertices at given connectivity  $\lambda$ . For each of these clusters, one can pick a single representative vertex and give it 2 different colors; the color of all the other vertices in the cluster is then uniquely determined when the graph is 2-colorable. In the case of non 2-colorable cluster, there is at least 1 (and possibly more) way of coloring the remaining vertices such that the number of unsatisfied edges in the cluster is minimal.

For the  $p$ -color problem

$$\mathcal{S}_0(\lambda) \geq \sum_{k=0}^{p-2} P(n_e = k, \lambda) \log(p - k) \equiv S_l(\lambda) > 0, \quad (31)$$

where  $P(n_e = k, \lambda) > 0$  is the fraction of vertices connected by  $k$  edges at given connectivity  $\lambda$ . A vertex connected to  $k$  other vertices, can at least pick between  $p - k$  colors (and more if some of the vertices it is connected to have the same color) whether the graph is  $p$ -colorable or not. In case the graph is not  $p$ -colorable, there is at least 1 (and possibly more) choices of coloring the vertices such that the number of unsatisfied edges in the graph is minimal.

The ground state energy  $E_0(\lambda)$  per edge can then be used as an indicator for the colorability of the graphs. Since we use the saddle point method, there may be  $\mathcal{O}(1/\sqrt{N_v})$  fluctuations of the internal energy per edge around the

saddle point value. If  $E_0(\lambda) \geq 0$ , this clearly precludes colorability, while for  $E_0(\lambda) = 0$  the colorability may depend on the fluctuations.

Note that in the absence of overall constraints on the color frequencies, the solutions always exhibit a complete color symmetry, as expected. In other words, the distribution  $\pi(\vec{x})$  is symmetric under permutations of the components of  $\vec{x}$  (up to numerical precision), and the marginal distribution for each of the colors is identical:

$$\tilde{\pi}_\mu(x_\mu) \equiv \int_0^1 \prod_{\nu \neq \mu}^p dx_\nu \pi(\vec{x}), \quad \rightarrow \quad \tilde{\pi}_\mu(x_\mu) = \tilde{\pi}(x) \quad , \forall \mu \quad (32)$$

### 1. 2-color graphs

For the 2-color problem, the results are as follows (see Figs.1 and 2):

- For  $\lambda \leq 1$ , we only find the paramagnetic solution at all temperatures and the corresponding ground state energy  $E_0(\lambda) = 0$ .
- For  $\lambda > 1$ , from a certain (inverse) temperature  $T_p(\lambda)$  ( $\beta_p(\lambda)$ ) on-wards, the paramagnetic solution coexists with a non-trivial solution, which can be identified as the physical one (at least in the RS approximation) by the fact that this solution continues to obey inequality (30) for all values of  $\lambda$  that we have examined, while the continuation of the para-magnetic solution violates it. We have a positive ground state energy  $E_0(\lambda) > 0$ , and in perfect agreement with the numerical experiments, this predicts  $P_c(\lambda) = 0$  for  $\lambda > \lambda_c = 1$ .

The behavior of the ground state energy and entropy is presented in Fig.1 while the phase diagram and the explicit distribution obtained above  $\lambda > 1$  is presented in Fig.2.

From (16), we see that the internal energy is always positive. Furthermore, the numerical analysis indicates that also the entropy and the specific heat  $C_V \equiv \frac{\partial \mathcal{U}}{\partial T} = T \frac{\partial S}{\partial T}$  are always non-negative, and inequality (30) is always satisfied. This implies that all quantities behave as in a proper physical system, not giving any direct indication that the RS-ansatz might be inaccurate.

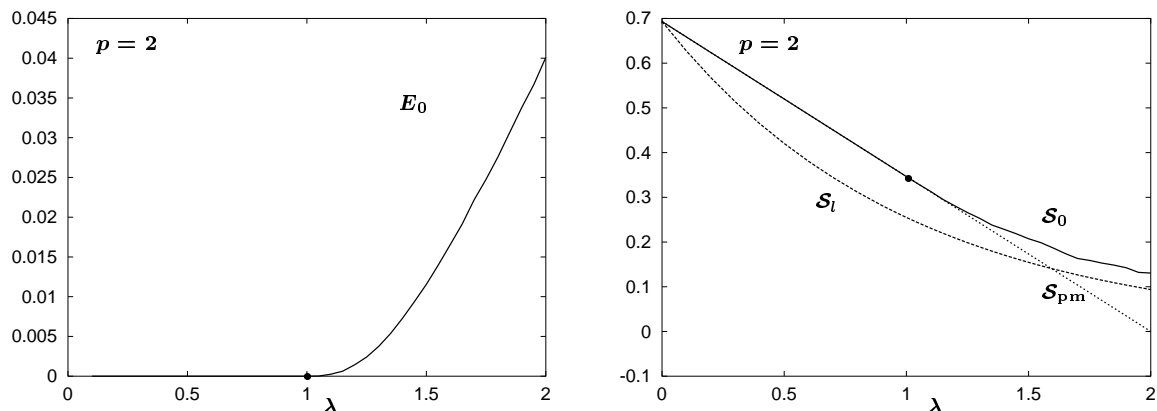


FIG. 1: On the left: the ground state energy  $E_0(\lambda)$  for  $p = 2$ . Up to  $\lambda = 1$  ( $\bullet$ ),  $E_0(\lambda) = 0$ . The paramagnetic ground state energy  $E_{0,\text{pm}}$  is always 0. On the right: the ground state entropy  $S_0(\lambda)$  (full line) for  $p = 2$ , compared to its lower bound  $S_l(\lambda)$  (30) (dashed line), and the paramagnetic ground state entropy  $S_{\text{pm}}(\lambda)$  (dotted line). Up to  $\lambda = 1$  ( $\bullet$ ),  $S_0$  and  $S_{\text{pm}}$  coincide.

### 2. 3-color graphs

For the 3-color problem, the results are as follows (see Figs.3 and 5):

- For  $\lambda \lesssim 4$ , we only find the paramagnetic solution at all temperatures, and the corresponding ground state energy  $E_0(\lambda) = 0$ .

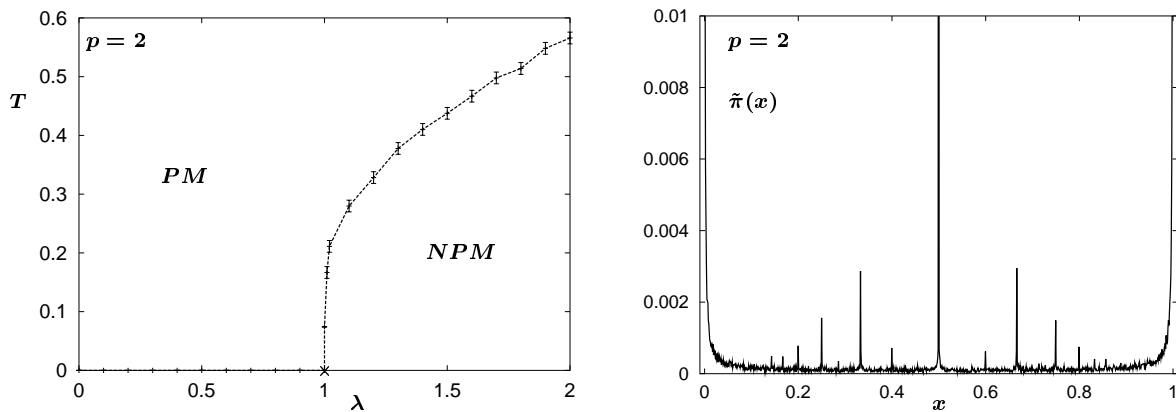


FIG. 2: On the left: the phase diagram  $(\lambda, T)$ , and the transition from the paramagnetic to the non-paramagnetic RS state. The phase transition is 2nd order in  $\pi(\vec{x})$ . At zero temperature,  $E_0 = 0$  for  $\lambda \leq 1$  ( $\times$ ) and  $E_0 > 0$  for  $\lambda > 1$  (from  $\times$  on-wards). On the right: the stationary distribution  $\tilde{\pi}(x)$  for  $p = 2$ ,  $\lambda = 2$  ( $> \lambda_c$ ),  $\beta = 15$ . We note the peaks and non trivial distribution at  $x \simeq 0$  and  $x \simeq 1$ , indicating that many vertices are forced (not) to take a specific color. For  $\lambda < \lambda_c$  these peaks are absent. We also note the distinct peaks at  $x \sim 1/2, 1/3$  and other rational values. The symmetry around  $x = 0.5$  is specific for  $p = 2$ .

- For  $4 \lesssim \lambda \lesssim 5.1$ , from a certain temperature  $T_{pm}(\lambda)$  on-wards, the paramagnetic solution coexists with a non-trivial solution, which can be identified as the physical one by comparing the free energies. The ground state energy  $E_0(\lambda)$  remains 0.
- For  $5.1 \lesssim \lambda$ , from a certain temperature  $T_{pm}(\lambda)$  on-wards, the paramagnetic solution coexists with a non-trivial solution with a positive ground state energy  $E_0(\lambda) > 0$ , which can be identified as the physical one by the fact that this solution continues to obey inequality (31) for all values of  $\lambda$  that we have examined, while the continuation of the para-magnetic solution violates it.

The behavior of the ground state energy and entropy is presented in Fig.3; explicit distributions obtained for various  $\lambda$  values are presented in Fig.4, while the phase diagram is presented in Fig.5.

As we will see, the numerical experiments predict that  $P_c(\lambda) = 1$  for  $\lambda < \lambda_c \simeq 4.7$ , and that  $P_c(\lambda) = 0$  for  $\lambda > \lambda_c \simeq 4.7$ . Although the RS analysis results do not contradict the numerical ones, they are unable to identify  $\lambda_c \simeq 4.7$  as the critical colorability value. This is reminiscent of the RS results in the K-SAT problem [1].

In our case, however, from (16), we see that the internal energy is always non-negative. In addition, the numerical analysis shows that both entropy and specific heat  $C_V \equiv \frac{\partial U}{\partial T} = T \frac{\partial S}{\partial T}$  are always non-negative, and inequality (31) is always satisfied. This implies that all quantities behave as in a proper physical system, thus giving no direct indication that the RS-ansatz is wrong.

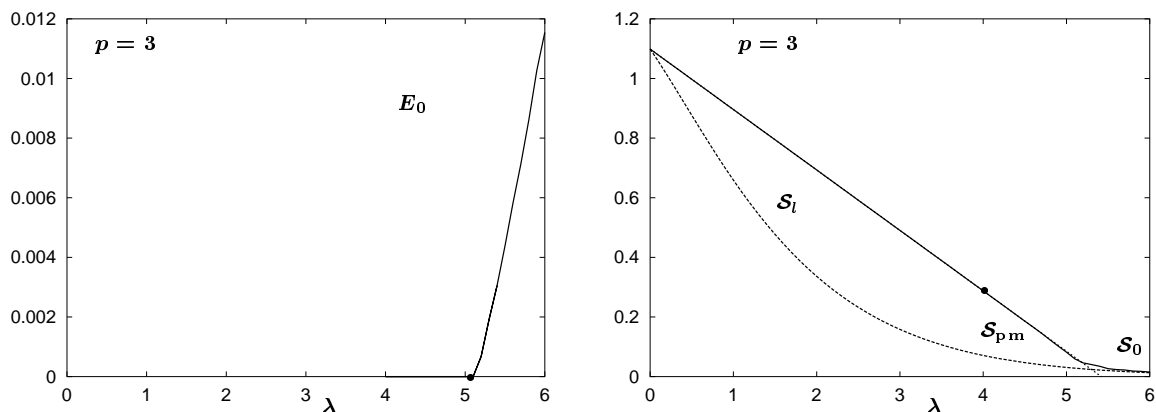


FIG. 3: On the left: the ground state energy  $E_0(\lambda)$  for  $p = 3$ . Up to  $\lambda \simeq 5.1$  ( $\bullet$ ),  $E_0 = 0$ . The paramagnetic ground state energy  $E_{0,pm}$  is always 0. On the right: the ground state entropy  $S_0(\lambda)$  (full line) for  $p = 3$ , compared to its lower bound  $S_i(\lambda)$  (dashed line), and the paramagnetic ground state entropy  $S_{0,pm}(\lambda)$  (dotted line). Up to  $\lambda \simeq 4$  ( $\bullet$ ),  $S_0$  and  $S_p$  coincide.



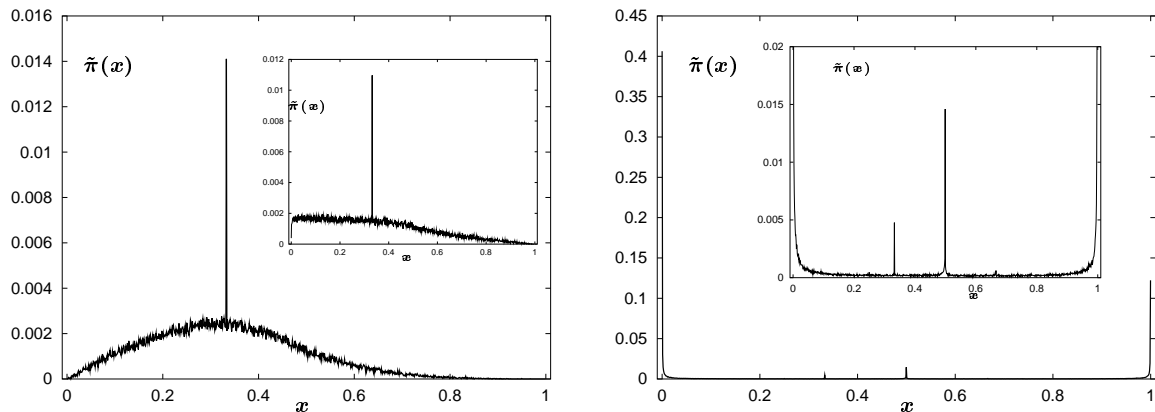


FIG. 4: On the left: the stationary distribution  $\tilde{\pi}(x)$  for  $p = 3$ ,  $\lambda = 4.5$  ( $< \lambda_c$ ) (and  $\lambda = 4.8$  inset),  $\beta = 15$ . Although the solutions clearly differs from the paramagnetic solution (a single peak at  $x = 1/3$ ), the absence of peaks near  $x \simeq 0, 1$  indicates that  $E_0(\lambda) = 0$ . On the right: the stationary distribution  $\tilde{\pi}(x)$  for  $p = 3$ ,  $\lambda = 5.5$  ( $> \lambda_c$ ),  $\beta = 15$ . In the inset we have enlarged and truncated the vertical scale, to illustrate the continuous nature of the distribution. We note the peaks and non-trivial distribution at  $x \simeq 0$  and  $x \simeq 1$ , indicating that many vertices are forced (not) to take a specific color, and that  $E_0(\lambda) > 0$ .

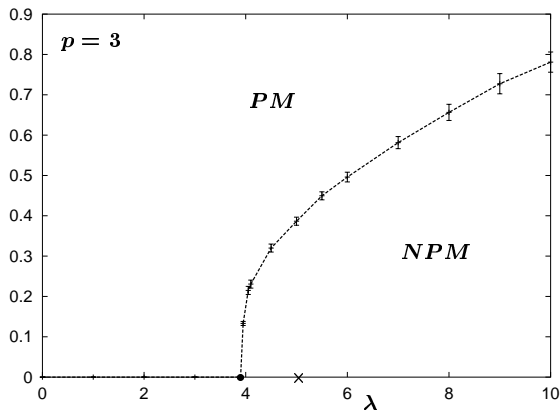


FIG. 5: The phase diagram  $(\lambda, T)$ . The phase transition from a paramagnetic distribution  $\pi(\vec{x})$  to a non-paramagnetic distribution  $\pi(\vec{x})$  is 2nd order in  $\pi(\vec{x})$ . From  $\times$  on-wards the RS ground state energy is positive.

### 3. exact enumerations

To validate the results obtained analytically we carried out extensive computer simulations using two different approaches.

The first numerical method we use, is an exact enumeration of all the possible colorings for a given graph. Note that, in general, the number of possible colorings examined grows exponentially with the system size  $N_v$  (i.e.  $\sim P(N_v) \exp(cN_v \log(p-1))$ , where  $P(N_v)$  is some polynomial, and where  $c$  is some constant called the *attrition rate*, see e.g. [12] and references therein. Hence, for  $p \geq 3$ , we are fairly limited in the accessible system sizes (i.e.  $N_v \simeq \mathcal{O}(10^2)$ ), and may expect considerable finite size effects.

For  $p = 2$ , however, the colorability of a graph can be determined by the following linear algorithm: We start by picking a vertex at random, and giving it a certain color. Then, the color of all vertices it is connected to (i.e. the 2nd generation, which is typically a finite number that depends on  $\lambda$ ), must have the opposite color, and the edges involved can be removed. Now one can assign the first color to all the vertices (the 3rd generation) connected to the 2nd generation, and the edges involved are again removed. This process is repeated until either the whole graph is colored or a contradiction is encountered. Since this process requires only a finite number of operations per edge, and since the number of edges is  $N_e = \frac{\lambda}{2}N_v$ , one can determine the 2-colorability of the graph in linear time, and large system sizes are accessible. It is important to note that a graph that contains any loop of odd length, is not 2-colorable, while any graph that does not contain a loop of odd length, is. We will use this observation to obtain an exact expression for the 2-colorability of random graphs in the next section.

The 2-colorability  $\mathcal{P}_c(\lambda)$  as obtained by exact enumerations for system sizes  $N_v = 10^2, \dots, 10^5$ , as well as the theoretical line (for  $N_v \rightarrow \infty$ ), are plotted in Fig.6. We observe that  $\mathcal{P}_c(\lambda)$  decreases continuously from  $\mathcal{P}_c(\lambda) = 1$  at  $\lambda = 0$  to  $\mathcal{P}_c(\lambda) = 0$  for  $\lambda \geq 1$ . These results are in full agreement with those reported in [9], although here we have studied much larger systems. They are also in agreement with the results obtained by the replica method, but the latter is unable to distinguish between  $\mathcal{P}_c(\lambda) = 1$  and  $0 < \mathcal{P}_c(\lambda) < 1$  as in both cases the ground state energy is 0.

One should note that this linear algorithm is specific to the graph-coloring problem with  $p = 2$  and  $K = 2$ . In the case that  $p \geq 3$  and/or  $K \geq 3$ , the colors of the next generation are not uniquely determined by the colors of the previous one. The same holds for the K-SAT problem (even with  $K = 2$ ) where a clause (i.e. edge) may be satisfied by either of its arguments or by both.

For  $p \geq 3$  it is believed that no polynomial algorithm exists to determine the  $p$ -colorability of a graph, and we have to resort to the exploration of the possible colorings by building up a search tree. Since we limit ourselves to determining whether a graph is colorable or not, we are able to introduce some criteria to reduce the problem, thus avoiding enumerating the full search tree.

A first step in the reduction is *pruning*: a vertex that has more available colors than vertices it is connected to, will always be able to satisfy all edges, irrespective of their colors. Therefore, it will not determine the colorability of the graph, and the vertex and all its edges can be pruned. This pruning is to be done iteratively (as the pruning of one vertex with its edges may render other vertices prunable), until all remaining vertices have at least as many edges as available colors.

A second step is *early stopping*: one starts coloring the remaining vertices, keeping track of the remaining available colors per vertex for all uncolored vertices. One can stop exploring the search tree when a good coloring is found. Alternatively, when the number of remaining available colors for a vertex becomes 0, the coloring so far will lead to a contradiction later on, and we can abandon this branch of the search tree altogether. One then backtracks to the point where a coloring was still possible.

All this greatly reduces the actual number of colorings that have to be examined, leaving it, however, exponential in the system size, thus greatly limiting the accessible system size. Furthermore, since we stop as soon as we encounter a contradiction, we have no information on the minimum number of unsatisfied edges (i.e. the ground state energy), or the number of colorings that yield the minimum number of unsatisfied edges (i.e. the residual entropy). In Fig.6 we observe that the transition from  $\mathcal{P}(\lambda) = 1$  to  $\mathcal{P}(\lambda) = 0$  becomes increasingly sharp with the increasing system size, and that the curves cross at  $\lambda \simeq 4.7$ . This is typical for a 1st order transition, and puts the critical connectivity for the infinite system at  $\lambda_c \simeq 4.7$ . In this limit we expect  $\mathcal{P}(\lambda)$  to go discontinuously from 1 to 0, in accordance with the results presented in [9].

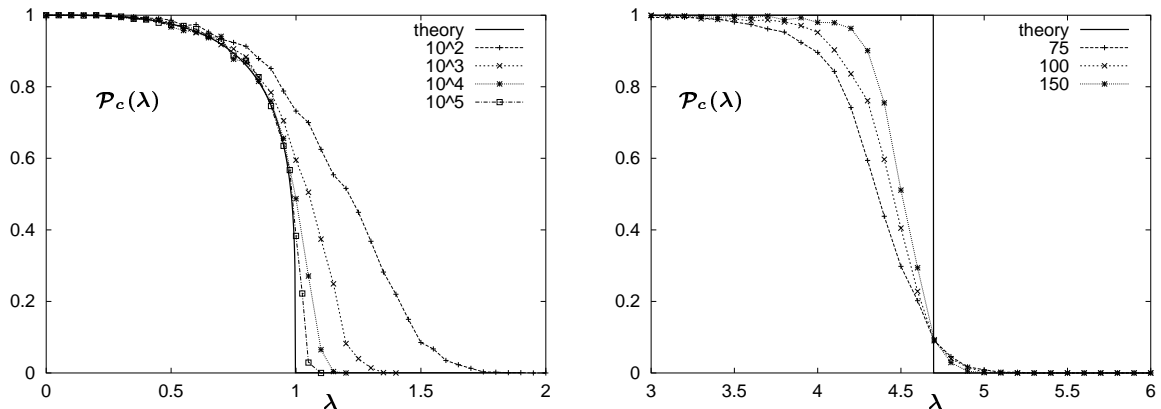


FIG. 6: Left: the probability that a random graph is 2-colorable. The transition from  $P_c(\lambda) > 0$  to  $P_c(\lambda) = 0$  is 2nd order. Right: the probability that a random graph is 3-colorable. The transition from  $P_c(\lambda) > 0$  to  $P_c(\lambda) = 0$  is 1st order. The probabilities are obtained by exact enumerations, averaged over  $10^3$  runs.

#### 4. Monte-Carlo simulations

Since exact enumerations for  $p \geq 3$  are limited to relatively small system sizes, we have also performed Monte-Carlo simulations with simulated annealing for the  $p = 3$  case. The simulations have been performed for system sizes  $N_v = 1000$  and  $N_v = 10000$  and consist of the following ingredients:

- At each temperature we perform Monte-Carlo dynamics. Starting with a configuration  $\vec{c}$  with energy  $E(\vec{c})$ , we

change the color of a randomly chosen  $c_j$  to  $c'_j \neq c_j$ , obtaining the new configuration  $\vec{c}'$  with energy  $E(\vec{c}')$ . Then, if  $\Delta E \equiv E(\vec{c}') - E(\vec{c}) \leq 0$  we always accept the move; otherwise we accept it with probability  $\exp(-\beta \Delta E) < 1$ .

- We then gradually lower the temperature (this is known as simulated annealing [13]). If the temperature is reduced (cooling of the system) logarithmically slowly with the system size, one is guaranteed to find the global minimum  $\vec{c}_0$  of  $E(\vec{c})$ . However, logarithmically slow cooling is not feasible due to limitations in computing time. Therefore, we must adopt a feasible cooling scheme. Here we have opted for a linear cooling scheme, where we increase  $\beta$  by small steps of fixed length  $d\beta = 10^{-4}$ . At each inverse temperature  $\beta$  we make  $C N_v$  Monte-Carlo steps, and we control the cooling rate by changing  $C$ , and try to extrapolate to  $1/C \rightarrow 0$  in order to obtain a prediction for infinitely slow cooling. The values of  $C$  that we have considered, are  $C = 0.1, 1, 10, 100$ . The values of the ground state energy as obtained by the linear cooling schemes serve as an upper bound for the true ground state energy.

The simulation results are presented in Fig.7. We observe that the results predict that  $E_0(\lambda)$  starts deviating significantly from 0 around  $\lambda \simeq 4.6 - 4.7$ , in agreement with the exact enumeration. The very similar values that we obtain for the ground state energies as obtained by the simulations for both  $N_v = 10^3$  and  $N_v = 10^4$ , indicate that the finite size effects for these sizes of systems, if noticeable, fall well within limitations of the achievable numerical precision due to the linear cooling scheme. The results show that  $E_0(\lambda)$  as predicted by the RS approximation is no longer in agreement with the numerical evidence, thus giving an indirect indication that one may have to consider a more complicated ansatz for the replica symmetries. A similar underestimation of the ground state energy in the RS approximation has been observed in the  $K$ -SAT problem [1]. In that model, however, the inconsistency of the RS result was signaled by an (unphysical) negative ground state energy. This problem was partially solved by considering a more complicated ansatz for the replica symmetry (i.e. a 1 step replica symmetry breaking ansatz - 1RSB). It is therefore plausible that such a 1RSB calculation would also improve on the prediction of the value  $\lambda_c$  at which the ground state energy ceases to be 0 (i.e. move it closer to the true value  $\lambda_c \simeq 4.7$ ). Such a calculation (and also subsequent steps in Parisi's scheme for RSB) is easy to formulate, but its evaluation is numerically rather involved. This analysis is beyond the scope of the current paper, but will be the subject of a forthcoming study.

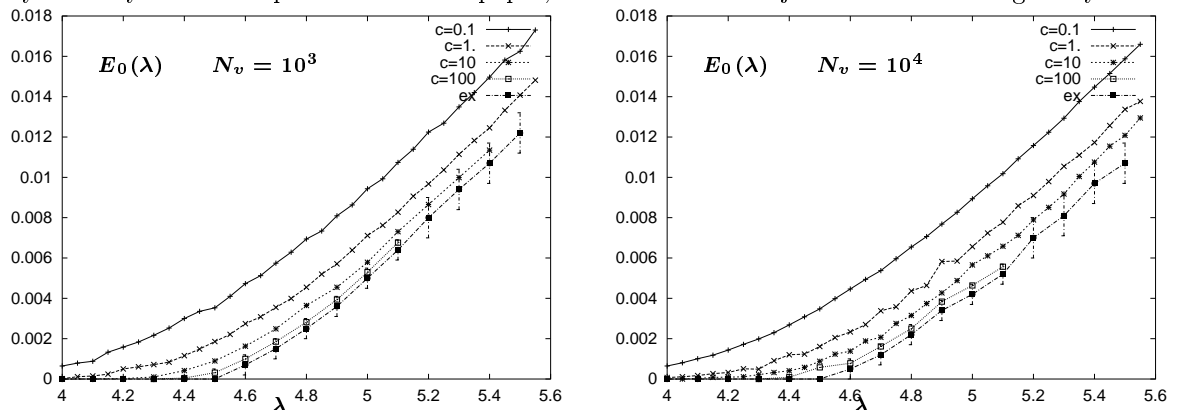


FIG. 7: The ground state energy  $E_0(\lambda)$  as obtained with MC-simulations with simulated annealing for  $N_v = 10^3$  (left) and  $N_v = 10^4$  (right), and different cooling rates, averaged of 100 runs. The lower curve is the estimate for infinitely slow cooling as obtained by a quadratic extrapolation of the values for the three smallest values of  $1/C$ , to  $1/C = 0$ .

## V. 2 COLOR PROBLEM: EXACT ANALYSIS

We will now derive an exact expression for the 2-colorability of random graphs, in the infinite graph size limit, for  $\lambda \in [0, 1]$ . As we have seen, the replica analysis correctly finds  $E_0(\lambda) = 0$ , but is unable to predict the non-trivial behavior of  $\mathcal{P}_c(\lambda)$  as observed in the exact enumerations. We do this by identifying local configurations that give rise to non-colorable clusters, and by calculating the probabilities of their occurrence. One should notice that the non-colorable local configurations are loops of odd length: We start from the probability distribution for the number of edges of a given vertex:  $P(L)$ ,  $L = 0, \dots, \infty$ , which is a Poisson distribution. We recall from (2) that the probabilities of a/no 2-edge between two given vertices are given by

$$\mathcal{P}_e = \frac{\lambda}{N_{pe/v}} = \frac{\lambda}{N_v}, \quad \mathcal{P}_{ne} = 1 - \mathcal{P}_e \simeq 1 - \frac{\lambda}{N_v}. \quad (33)$$

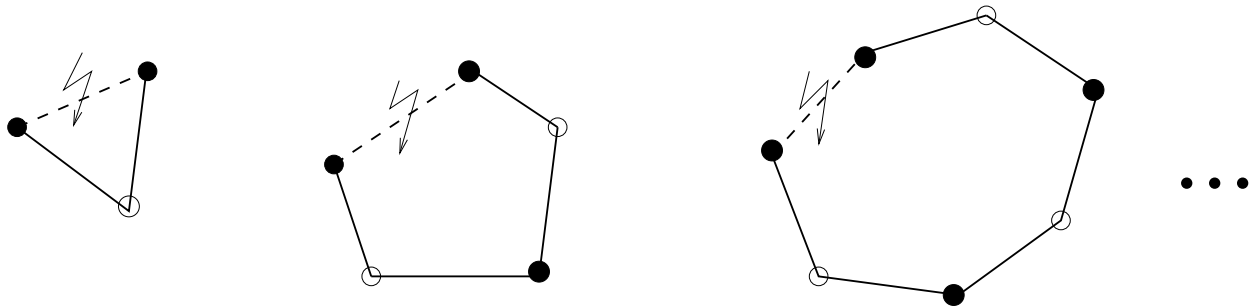


FIG. 8: Loops of odd lengths: 3,5,7,... all of which have a finite probability of occurring in large randomly generated graphs for any finite  $\lambda$ .

The probability of no (denoted by the symbol  $\neg$ ) odd loops in the graph is given by

$$\mathcal{P}(\neg 3, \neg 5, \neg 7, \neg 9, \dots) = \mathcal{P}(\neg 3)\mathcal{P}(\neg 5|\neg 3)\mathcal{P}(\neg 7|\neg 3, \neg 5)\mathcal{P}(\neg 9|\neg 3, \neg 5, \neg 7)\dots \quad (34)$$

We first evaluate the probability, that 3 randomly chosen vertices form a loop of length 3. We randomly pick 3 vertices which can be done in  $\binom{N_v}{3}$  ways. The probability that for a given set of 3 vertices each is connected with the other two is given by:

$$\mathcal{P}(3) = \mathcal{P}_e^3 = \frac{\lambda^3}{N_v^3} \quad (35)$$

As long as the typical loop size is finite (compared to  $N_v$ ), the correlations between the different  $(2k+1)$ -tuples is  $\mathcal{O}(N_v^{-2})$  (at least 2 new edges have to be present), and are therefore negligible. Hence, the probability that there are no 3-loops in the graph is given by

$$\mathcal{P}(\neg 3) = (1 - \mathcal{P}(3))^{\binom{N_v}{3}} \simeq \exp\left(-\frac{\lambda^3}{2 \cdot 3}\right). \quad (36)$$

Now we turn to the probability that there are no 5-loops, given that there are no 3-loops. We can randomly pick 5 vertices in  $\binom{N_v}{5}$  ways. The probability that a given set of 5 vertices forms a loop (counting all the distinct possible orderings  $4!/2$ ), while there are no shorter (3-) loops in the group (5 internal edges have to be excluded), is given by:

$$\mathcal{P}(5|\neg 3) = \frac{4!}{2} \mathcal{P}_e^5 \mathcal{P}_{ne}^5 \simeq \frac{4!}{2} \mathcal{P}_e^5 = \mathcal{P}(5). \quad (37)$$

Therefore, the probability that there are no 5-loops in the graph is given by

$$\mathcal{P}(\neg 5) = (1 - \mathcal{P}(5))^{\binom{N_v}{5}} \simeq \exp\left(-\frac{\lambda^5}{2 \cdot 5}\right). \quad (38)$$

We can repeat this procedure for any odd loop length  $2k+1$ ,  $k = 1, 2, 3, \dots$ . The number of internal edges to exclude is given by  $(2k+1)(2k-2)/2$ , while the number of distinct orderings of the vertices in a closed loop is given by  $(2k+1)!/[2(2k+1)]$ . Hence, we obtain:

$$\mathcal{P}(\neg 2k+1|\neg 3, \dots, \neg 2k-1) \simeq \mathcal{P}(\neg 2k+1) \simeq \exp\left(-\frac{\lambda^{2k+1}}{2(2k+1)}\right). \quad (39)$$

The probability of no odd loops of any length (i.e. the probability that the graph is colorable) is therefore:

$$\mathcal{P}_c \simeq \prod_{k=1}^{\infty} \mathcal{P}(\neg 2k+1) \simeq \exp\left(-\frac{1}{2} \sum_{k=1}^{\infty} \frac{\lambda^{2k+1}}{2k+1}\right) = \exp\left(-\frac{1}{2}(\operatorname{atanh}(\lambda) - \lambda)\right) = \left(\frac{1-\lambda}{1+\lambda}\right)^{\frac{1}{4}} \exp\left(\frac{\lambda}{2}\right). \quad (40)$$

From Fig.6, we see that this result is in perfect agreement with that obtained by exact enumeration up to the point where the typical odd loop length becomes of the order of the square root the system size. This point moves to the right (and approaches  $\lambda = 1$ ) with increasing system size. Furthermore, since for  $0 \leq \lambda < 1$  the probability to have an odd loop is  $\mathcal{P}(\text{odd}) < 1$ , the ground state energy  $E_0$  per edge is then typically 0, as the probability to have a finite  $E_0$  is exponentially small in  $N_v$ :

$$P(\mathcal{U} = E_0 > 0) \simeq (\mathcal{P}(\text{odd}))^{N_v E_0} \sim 0. \quad (41)$$

This observation is in perfect agreement with our results from the Monte-Carlo simulations (see Fig.7), and are also confirmed by our replica analysis.

Unfortunately, for  $p \geq 3$  the basic local configurations (i.e. those including a finite number of vertices) that lead to non-colorability cannot be enumerated so easily. Furthermore, each of the basic non-colorable local configurations has a vanishingly small occurrence probability. It is their collective probability (including very large configurations that may consist of a finite fraction of the graph) that suddenly becomes 1 at the critical  $\lambda$ , giving rise to the observed 1st order transition from colorable to non-colorable graphs.




FIG. 9: The smallest elementary non-colorable configurations for  $p = 3$  (left),  $p = 4$  (right), both of which have a vanishingly small occurrence probability in large randomly generated graphs for any finite  $\lambda$ .

## VI. CONCLUSIONS

We analyzed the colorability of random graphs for finite average connectivity, an important NP-complete problem. The statistical physics based analysis provides typical results in the infinite system size limit, complementing results published in the computational complexity literature.

The results obtained are in qualitative agreement with those reported in the literature as well as with numerical results we obtained from exact enumeration and Monte-Carlo based solutions.

One apparent discrepancy, in the case of 2-color graphs, has been investigated using a probabilistic analysis that provided exact results for the probability of colorable random graphs in the case of two colors. The analysis also explains the failure of the statistical physics based analysis to detect uncolorability when this comes as a result of only a finite number of unsatisfiable edges, since such an analysis can identify only an extensive number of such edges.

The current analysis is the first step in the investigation of graph colorability. Future studies include: a) Refining the current analysis by extending it to the case of 1-step RSB. b) Investigating graphs with mixed 2 and 3-color vertices; this case has been studied numerically in [9] but is difficult to analyze due to the different nature of two analyzes. c) Studying the properties of random graphs with various restrictions. These research activities are currently underway.

### Acknowledgments:

We would like to thank Toby Walsh for introducing us to the problem and for useful discussions. Support by The Royal Society and EPSRC-GR/N00562 is acknowledged.

---

[1] R. Monasson and R. Zecchina, *Phys. Rev. Lett.*, **75**, 2432, (1995); *Phys. Rev. E*, **56**, 1357, (1996).

- [2] M. Weigt and A.K. Hartmann, *Phys. Rev. Lett.*, **84**, 6118 (2000); *Phys. Rev. E*, **63** 056127 (2001).  
 [3] Y. Kabashima, T. Murayama and D. Saad, *Phys. Rev. Lett.*, **84**, 1355 (2000); Y. Kabashima, T. Murayama, D. Saad and R. Vincente, *Phys. Rev. E*, **62** 1577 (2000).  
 [4] Y. Kabashima, T. Murayama and D. Saad, *Phys. Rev. Lett.*, **84**, 1355 (2000).  
 [5] W. Barthel, A.K. Hartmann, M. Leone, F. Ricci-Tersenghi, M. Weigt and R. Zecchina, *Phys. Rev. Lett.*, **88**, 188701 (2002).  
 [6] M.R. Garey and D.S. Johnson, *Computers and Intractability* (Freeman), 1979.  
 [7] T.R. Jensen, B. Toft *Graph Coloring Problems*, Wiley Interscience, New York (1995); M.S.O. Molloy, B. Reed, *Graph Colouring and the Probabilistic Method*, Springer Verlag, Berlin (2001).  
 [8] F.Y. Wu, *Rev. Mod. Phys.*, **54**, 235 (1982)  
 [9] T. Walsh, Proceedings of AAAI-2002, in press (2002).  
 [10] M. Mezard, G. Parisi and M.A. Virasoro, *Spin Glass Theory and Beyond*, World Scientific Publishing Co., Singapore (1987).  
 [11] H. Nishimori, *Statistical Physics of Spin Glasses and Information Processing*, Oxford University Press, Oxford UK (2001).  
 [12] N. Madras and G. Slade, *The Self-Avoiding Walk*, Birkhauser (Probability and its Applications), Boston (1993).  
 [13] S. Kirkpatrick, C.D. Gelatt and M.P. Vecchi, *Science*, **220**, 671 (1983)  
 [14] K.Y.M. Wong and D. Sherrington, *J.Phys.A*, **20**, L793 (1987).

## APPENDIX A: TECHNICAL DETAILS OF THE REPLICA CALCULATION

We now present the technical details of the replica calculation. We calculate the average of the n-th power of the partition sum:

$$\mathcal{Z}^n(\vec{f}, \mathcal{D}) \equiv \prod_{a=1}^n \left[ \text{Tr}_{\vec{c}^a} \exp \left( -\beta \sum_{\langle \rangle_K} \mathcal{D}_{\langle \rangle_K} \chi_{\langle \rangle_K}^a(\vec{c}) \right) \prod_{\mu} \delta \left( \sum_{j=1}^N \mu_{c_j^a} - N f_{\mu} \right) \right]. \quad (\text{A1})$$

The constraints on the  $f_{\mu}$  are enforced by the introduction of the Lagrange multipliers  $\hat{f}_{\mu}^a$ , such that the average of the replicated partition sum becomes

$$\begin{aligned} \langle \mathcal{Z}^n \rangle &= \int \prod_{a=1}^n \prod_{\mu=1}^p \left\{ \frac{d\hat{f}_{\mu}^a}{2\pi i} \exp \left( -N f_{\mu} \hat{f}_{\mu}^a \right) \right\} \prod_{a=1}^n \left\{ \text{Tr}_{\vec{c}^a} \exp \left( \sum_{\mu=1}^p \sum_{j=1}^{N_{\nu}} \hat{f}_{\mu}^a \mu_{c_j^a} \right) \right\} \times \\ &\quad \left\langle \prod_{a=1}^n \exp \left( -\beta \sum_{\langle \rangle_K} \mathcal{D}_{\langle \rangle_K} \chi_{\langle \rangle_K}(\vec{c}^a) \right) \right\rangle_{\mathcal{D}}. \end{aligned} \quad (\text{A2})$$

The average over all tensors  $\mathcal{D}$  with  $K$  (taken to be 2 for now) non zero elements per row, and  $L_j$  per column  $j$  is given by (10), where the Kronecker deltas can be expressed as  $\delta(x, y) = \oint \frac{dZ}{2\pi i} Z^{(x-y-1)}$ . We now proceed with the calculation of  $\mathcal{T}$

$$\begin{aligned} \mathcal{T} &= \text{Tr}_{\mathcal{D}} \oint \prod_{j_1=1}^{N_{\nu}} \left\{ \frac{dZ_{j_1}}{2\pi i} Z_{j_1}^{(\sum_{\langle j_2, \dots, j_K \rangle} \mathcal{D}_{\langle \rangle_K} - L_{j_1} - 1)} \right\} \prod_{\langle \rangle_K} \prod_{a=1}^n \exp \left( -\beta \mathcal{D}_{\langle \rangle_K} \chi_{\langle \rangle_K}(\vec{c}^a) \right) \\ &= \oint \prod_{j=1}^{N_{\nu}} \left\{ \frac{dZ_j}{2\pi i} Z_j^{-(L_j+1)} \right\} \prod_{\langle \rangle_K} \left\{ \text{Tr}_{\mathcal{D}_{\langle \rangle_K}} [Z]^{\mathcal{D}_{\langle \rangle_K}} \prod_{a=1}^n \exp \left( -\beta \mathcal{D}_{\langle \rangle_K} \chi_{\langle \rangle_K}(\vec{c}^a) \right) \right\} \\ &= \oint \prod_{j=1}^{N_{\nu}} \left\{ \frac{dZ_j}{2\pi i} Z_j^{-(L_j+1)} \right\} \exp \left( \sum_{\langle \rangle_K} \log \left[ 1 + [Z]_{\langle \rangle_K} \prod_{a=1}^n \exp \left( -\beta \chi_{\langle \rangle_K}(\vec{c}^a) \right) \right] \right) \\ &\simeq \oint \prod_{j=1}^{N_{\nu}} \left\{ \frac{dZ_j}{2\pi i} Z_j^{-(L_j+1)} \right\} \exp \left( \sum_{\langle \rangle_K} [Z]_{\langle \rangle_K} \prod_{a=1}^n \exp \left( -\beta \chi_{\langle \rangle_K}(\vec{c}^a) \right) \right) \end{aligned} \quad (\text{A3})$$

$$= \oint \prod_{j=1}^N \left\{ \frac{dZ_j}{2\pi i} Z_j^{-(L_j+1)} \right\} \exp \left( \sum_{\langle \rangle_K} [Z]_{\langle \rangle_K} \prod_{a=1}^n \left[ 1 - \sum_{\mu=1}^p \Delta [\mu_{c_j^a}]_{\langle \rangle_K} \right] \right) \quad (\text{A4})$$

$$= \oint \prod_{j=1}^N \left\{ \frac{dZ_j}{2\pi i} Z_j^{-(L_j+1)} \right\} \exp \left( \sum_{m=0}^n (-\Delta)^m \sum_{\langle a \rangle_m} \sum_{\{ \mu \}_m} \sum_{\langle \rangle_K} [Z [\mu_{c_j}]_{\{ \mu \}_m}^{(a)}]_{\langle \rangle_K} \right)$$

where we have used the short hand notations (12). Step (A3) is justified, because after integration over the  $Z_j$ , only those terms in the expansion of the exponential in which each  $Z_j$  occurs exactly  $L$  times will survive, and it was shown [14] that in the thermodynamic limit ( $N_v \rightarrow \infty$ ), in the expansion of the logarithm all higher order terms are negligible compared to the first order term. In step (A4), we have made the choice (7) for  $\chi_{\langle \rangle_K}^a$ .

We have that  $\sum_{\langle \rangle_K} [x]_{\langle \rangle_K} \simeq \left( \sum_{j=1}^{N_v} x_j \right)^K / K!$ , in the thermodynamic limit, such that

$$\mathcal{T} \simeq \oint \prod_{j=1}^{N_v} \left\{ \frac{dZ_j}{2\pi i} Z_j^{-(L_j+1)} \right\} \exp \left( \frac{1}{K!} \sum_{m=0}^n (-\Delta)^m \sum_{\langle a \rangle_m} \sum_{\{\mu\}_m} \left[ \sum_{j=0}^{N_v} Z_j [\mu_{c_j}]_{\{\mu\}_m}^{(a)_m} \right]^K \right). \quad (\text{A5})$$

In order to factorize the whole expression in the  $j$ 's, we introduce the order parameters

$$q_{\{\mu\}_m}^{(a)_m} \equiv \sum_{j=0}^N Z_j [\mu_{c_j}]_{\{\mu\}_m}^{(a)_m}, \quad (\text{A6})$$

by the introduction of the corresponding Lagrange multipliers  $\hat{q}_{\{\mu\}_m}^{(a)_m}$ .

$$\mathcal{T} = \int \prod_{m=0}^n \prod_{\langle a \rangle_m} \prod_{\{\mu\}_m} \left\{ \frac{d\hat{q}_{\{\mu\}_m}^{(a)_m} dq_{\{\mu\}_m}^{(a)_m}}{2\pi i} \exp \left( -\hat{q}_{\{\mu\}_m}^{(a)_m} q_{\{\mu\}_m}^{(a)_m} + (-\Delta)^m \frac{(q_{\{\mu\}_m}^{(a)_m})^K}{K!} \right) \right\} \prod_{j=1}^{N_v} X_j, \quad (\text{A7})$$

where

$$X_j = \oint \frac{dZ_j}{2\pi i} Z_j^{-(L_j+1)} \exp \left( Z_j \sum_{m=0}^n \sum_{\langle a \rangle_m} \sum_{\{\mu\}_m} \hat{q}_{\{\mu\}_m}^{(a)_m} [\mu_{c_j}]_{\{\mu\}_m}^{(a)_m} \right) = \frac{1}{L_j!} \left( \sum_{m=0}^n \sum_{\langle a \rangle_m} \sum_{\{\mu\}_m} \hat{q}_{\{\mu\}_m}^{(a)_m} [\mu_{c_j}]_{\{\mu\}_m}^{(a)_m} \right)^{L_j} \quad (\text{A8})$$

Following similar steps we obtain for the denominator

$$\mathcal{N} \simeq \int \left\{ \frac{d\hat{q}_0 dq_0}{2\pi i} \right\} \exp \left( -\hat{q}_0 q_0 + \frac{q_0^K}{K!} + N \sum_L P(L) \log \left( \frac{\hat{q}_0^L}{L!} \right) \right) \quad (\text{A9})$$

The average of the replicated partition function hence reads

$$\begin{aligned} \langle \mathcal{Z}^n \rangle &= \frac{1}{\mathcal{N}} \int \prod_{a=1}^n \prod_{\mu=1}^p \left\{ \frac{d\hat{f}_\mu^a}{2\pi i} \exp \left( -N \hat{f}_\mu^a f_\mu \right) \right\} \\ &\quad \prod_{m=0}^n \prod_{\langle a \rangle_m} \prod_{\{\mu\}_m} \left\{ \frac{d\hat{q}_{\{\mu\}_m}^{(a)_m} dq_{\{\mu\}_m}^{(a)_m}}{2\pi i} \exp \left( -\hat{q}_{\{\mu\}_m}^{(a)_m} q_{\{\mu\}_m}^{(a)_m} + (-\Delta)^m \frac{(q_{\{\mu\}_m}^{(a)_m})^K}{K!} \right) \right\} \\ &\quad \prod_{j=1}^{N_v} \prod_{a=1}^n \text{Tr}_{c_j^a} \exp \left( \sum_{\mu} \hat{f}_\mu^a \mu_{c_j^a} \right) \left\{ \frac{1}{L_j!} \left( \sum_{m=0}^n \sum_{\langle a \rangle_m} \sum_{\{\mu\}_m} \hat{q}_{\{\mu\}_m}^{(a)_m} [\mu_{c_j}]_{\{\mu\}_m}^{(a)_m} \right)^{L_j} \right\} \end{aligned} \quad (\text{A10})$$

which can be evaluated using the saddle point method for the integration variables  $\hat{f}_\mu^a$ ,  $\hat{q}_{\{\mu\}_m}^{(a)_m}$  and  $q_{\{\mu\}_m}^{(a)_m}$ . In order to proceed with the calculation, we must make an assumption about the symmetry between replicas, and we use the replica symmetric ansatz (13) for the terms in (A10) that involve the order parameters:

$$\begin{aligned} \sum_{m=0}^n \sum_{\langle a \rangle_m} \sum_{\{\mu\}_m} \hat{q}_{\{\mu\}_m}^{(a)_m} q_{\{\mu\}_m}^{(a)_m} &= q_0 \hat{q}_0 \int' \{ d\vec{x} d\vec{\hat{x}} \pi(\vec{x}) \hat{\pi}(\vec{\hat{x}}) \} \sum_{m=0}^n \sum_{\langle a \rangle_m} \sum_{\{\mu\}_m} \prod_{\mu} (-x_\mu \hat{x}_\mu)^{m_\mu} \\ &= q_0 \hat{q}_0 \int' \{ d\vec{x} d\vec{\hat{x}} \pi(\vec{x}) \hat{\pi}(\vec{\hat{x}}) \} \sum_{m=0}^n \binom{n}{m} \sum_{\vec{m}} \binom{m}{\vec{m}} \prod_{\mu} (-x_\mu \hat{x}_\mu)^{m_\mu} \\ &= q_0 \hat{q}_0 \int' \{ d\vec{x} d\vec{\hat{x}} \pi(\vec{x}) \hat{\pi}(\vec{\hat{x}}) \} \sum_{m=0}^n \binom{n}{m} \left( -\sum_{\mu} x_\mu \hat{x}_\mu \right)^m \end{aligned}$$

$$= q_0 \hat{q}_0 \int' \{d\vec{x} d\vec{\hat{x}} \pi(\vec{x}) \hat{\pi}(\vec{\hat{x}})\} (1 - \sum_{\mu} x_{\mu} \hat{x}_{\mu})^n \quad (\text{A11})$$

$$\sum_{m=0}^n (-\Delta)^m \sum_{\langle a \rangle_m} \sum_{\{\mu\}_m} \frac{(q_{\{\mu\}_m}^{(a)})^K}{K!} = \dots = \frac{q_0^K}{K!} \int' \prod_{k=1}^K \{d\vec{x}_k \pi_k(\vec{x}_k)\} (1 - \Delta \sum_{\mu} \prod_{k=1}^K x_{k,\mu})^n \quad (\text{A12})$$

$$\begin{aligned} \sum_{m=0}^n \sum_{\langle a \rangle_m} \sum_{\{\mu\}_m} \hat{q}_{\{\mu\}_m}^{(a)} [\mu_{c_j}]_{\{\mu\}_m}^{(a)} &= \hat{q}_0 \int' \{d\vec{\hat{x}} \hat{\pi}(\vec{\hat{x}})\} \sum_{m=0}^n \sum_{\langle a \rangle_m} \sum_{\{\mu\}_m} \prod_{\mu=1}^p (-\hat{x}_{\mu})^{m_{\mu}} \prod_{\ell=1}^m \mu_{\ell} c_j^{a_{\ell}} \\ &= \hat{q}_0 \int' \{d\vec{\hat{x}} \hat{\pi}(\vec{\hat{x}})\} \sum_{m=0}^n \sum_{\langle a \rangle_m} \left( \sum_{\{\mu\}_m} \prod_{\ell=1}^m (-\mu_{\ell} c_j^{a_{\ell}} \hat{x}_{\mu_{\ell}}) \right) \\ &= \hat{q}_0 \int' \{d\vec{\hat{x}} \hat{\pi}(\vec{\hat{x}})\} \sum_{m=0}^n \sum_{\langle a \rangle_m} \left( \prod_{\ell=1}^m (-\sum_{\mu} \mu_{\ell} c_j^{a_{\ell}} \hat{x}_{\mu}) \right) \\ &= \dots = \hat{q}_0 \int' \{d\vec{\hat{x}} \hat{\pi}(\vec{\hat{x}})\} \prod_{a=1}^n (1 - \sum_{\mu} \mu_{c_j^a} \hat{x}_{\mu}), \end{aligned} \quad (\text{A13})$$

where  $\binom{m}{\vec{m}}$  ( $\equiv m! / \prod_{\mu} m_{\mu}!$ ) are multi( $p$ )-nomial-, and  $\binom{n}{m}$  ( $\equiv n! / m!(n-m)!$ ) binomial coefficients. Hence, we have

$$\begin{aligned} \prod_{a=1}^n \left\{ \text{Tr}_{c_j^a} \exp\left(\sum_{\mu} \hat{f}_{\mu} \mu_{c^a}\right) \right\} \frac{1}{L_j!} (\dots)^{L_j} &= \\ &= \frac{\hat{q}_0^{L_j}}{L_j!} \int' \prod_{l=1}^{L_j} \{d\vec{\hat{x}}_l \hat{\pi}_l(\vec{\hat{x}}_{l,\mu})\} \prod_{a=1}^n \left( \text{Tr}_{c_j^a} \exp\left(\sum_{\mu=1}^p \hat{f}_{\mu} \mu_{c^a}\right) \prod_{l=1}^{L_j} (1 - \sum_{\mu} \mu_{c^a} \hat{x}_{l,\mu}) \right) \\ &= \frac{\hat{q}_0^{L_j}}{L_j!} \int' \prod_{l=1}^{L_j} \{d\vec{\hat{x}}_l \hat{\pi}_l(\vec{\hat{x}}_{l,\mu})\} \left( \sum_{\mu=1}^p \exp(\hat{f}_{\mu}) \prod_{l=1}^{L_j} (1 - \hat{x}_{l,\mu}) \right)^n, \end{aligned} \quad (\text{A14})$$

to obtain the following expression for the averaged replicated partition sum

$$\langle \mathcal{Z}^n \rangle = \frac{1}{\mathcal{N}} \text{ext}_{\{\vec{f}, \hat{q}, q, \hat{\pi}, \pi\}} \exp \left[ -nN_v \sum_{\mu=1}^p f_{\mu} \hat{f}_{\mu} - q_0 \hat{q}_0 \mathcal{I}_1 + \frac{q_0^K}{K!} \mathcal{I}_2 + N_v \sum_L P(L) \left( \log\left(\frac{\hat{q}_0^L}{L!}\right) + \log(\mathcal{I}_{3L}) \right) \right], \quad (\text{A15})$$

where

$$\begin{aligned} \mathcal{I}_1 &\equiv \int' \{d\vec{x} d\vec{\hat{x}} \pi(\vec{x}) \hat{\pi}(\vec{\hat{x}})\} (1 - \sum_{\mu} x_{\mu} \hat{x}_{\mu})^n \\ \mathcal{I}_2 &\equiv \int' \prod_{k=1}^K \{d\vec{x}_k \pi_k(\vec{x}_k)\} (1 - \Delta \sum_{\mu} \prod_{k=1}^K x_{k,\mu})^n \\ \mathcal{I}_{3L} &\equiv \int' \prod_{l=1}^L \{d\vec{\hat{x}}_l \hat{\pi}_l(\vec{\hat{x}}_l)\} \left( \sum_{\mu=1}^p \exp(\hat{f}_{\mu}) \prod_{l=1}^L (1 - \hat{x}_{l,\mu}) \right)^n. \end{aligned} \quad (\text{A16})$$

We now solve the saddle point equations with respect to  $\hat{q}_0$  and  $q_0$ , and note that the structure of the  $(\hat{q}_0, q_0)$ -dependent part of the denominator is exactly the same with  $\mathcal{I}_1 = \mathcal{I}_2 = 1$ , to obtain

$$\left\{ \begin{array}{l} q_0 = \left( \frac{N_v \lambda (K-1)!}{\mathcal{I}_2} \right)^{1/K} \\ \hat{q}_0 = \frac{N_v \lambda}{\mathcal{I}_1} \left( \frac{\mathcal{I}_2}{N_v \lambda (K-1)!} \right)^{1/K} \end{array} \right. \rightarrow \left\{ \begin{array}{l} q_0 \hat{q}_0 = \frac{N_v \lambda}{\mathcal{I}_1} \\ \frac{q_0^K}{K!} = \frac{N_v \lambda}{K \mathcal{I}_2} \end{array} \right., \quad (\text{A17})$$



where  $\lambda = \sum_L P(L) L$ , such that all terms not depending on the  $\mathcal{I}_i$  or  $f_\mu$  in the numerator and denominator cancel:

$$\langle Z^n \rangle \simeq \exp \left[ N_v \left( -n \sum_{\mu=1}^p f_\mu \hat{f}_\mu - \lambda \log(\mathcal{I}_1) + \frac{\lambda}{K} \log(\mathcal{I}_2) + \sum_L P(L) \log(\mathcal{I}_{3L}) \right) \right], \quad (\text{A18})$$

taken in the extremum for  $\{\hat{f}, \hat{\pi}, \pi\}$ . So far we have performed all calculations for general positive integer  $n$ . Taking  $\lim_{n \rightarrow 0} \frac{(Z^n - 1)}{n}$ , and multiplying the result with  $\frac{K}{N_v \lambda}$ , we obtain the replica symmetric free energy per edge (14).

## APPENDIX B: LOW TEMPERATURE LIMIT

We will now show that even in the limit  $\beta \rightarrow \infty$ , the distribution  $\pi(\vec{x})$  remains non-trivial. In order to demonstrate this, we concentrate on the fixed point equation (27). Using two explicit examples, we show how contributions to  $\pi()$  for extremal values of the arguments (i.e.  $1 - x_\mu \equiv \varepsilon_\mu = \mathcal{O}(\exp(-\beta))$ ,  $x_\nu = \mathcal{O}(\exp(-\beta)) \mid \nu \neq \mu$ ) may generate contributions to  $\pi()$  with finite argument values (i.e.  $1 - x_\mu = \mathcal{O}(1)$ ,  $\forall \mu$ ) and vice-versa.

• 1) First, we assume that there is a finite probability density  $\pi(\vec{x})$  that  $1 - x_\mu \equiv \varepsilon_\mu = \mathcal{O}(\exp(-\beta))$ , such that  $x_\nu = \mathcal{O}(\exp(-\beta)) \mid \nu \neq \mu$ . Suppose now that  $p = 3$ , and consider the term in (27) with  $L-1 = 3$ . The following combination of  $\vec{x}_\ell$ 's ( $\ell = 1, 2, 3$ ) has then a finite probability density:

$$\begin{cases} 1 - x_{1,1} \equiv \varepsilon_{1,1}, & 1 - x_{2,2} \equiv \varepsilon_{2,2}, & 1 - x_{3,3} \equiv \varepsilon_{3,3}, & \varepsilon_{i,i} = \mathcal{O}(\exp(-\beta)) \\ x_{\ell,\nu} = \mathcal{O}(\exp(-\beta)) & & & \nu \neq \mu \end{cases} \quad (\text{B1})$$

and, to leading order, generates a contribution to the l.h.s. of (27) with  $\vec{x}$ :

$$1 - x_\mu \simeq 1 - \frac{\exp(-\beta) + \varepsilon_{\mu,\mu}}{\sum_\nu (\exp(-\beta) + \varepsilon_{\nu,\nu})} = \mathcal{O}(1), \quad \mu = 1, 2, 3, \quad (\text{B2})$$

i.e. with finite argument values.

• 2) Second, we assume that there is a finite probability density  $\pi(\vec{x})$  that  $1 - x_\mu \equiv \varepsilon \ll 1$ , such that  $x_\nu = \mathcal{O}(\varepsilon) \mid \nu \neq \mu$ . Suppose now that  $p = 2$ , and consider the term in (27) with  $L-1 = 3$ . The following combination of  $\vec{x}_\ell$ 's ( $\ell = 1, 2, 3$ ) has then a finite probability density:

$$\begin{cases} 1 - x_{1,1} \equiv \varepsilon_{1,1}, & 1 - x_{2,1} \equiv \varepsilon_{2,1}, & \varepsilon_{1/2,1} = \mathcal{O}(\varepsilon) \\ x_{3,\nu} = \mathcal{O}(1) & & \nu = 1, 2 \end{cases} \quad (\text{B3})$$

and, to leading order, generates a contribution to the l.h.s. of (27) with  $\vec{x}$ :

$$x_1 \simeq \frac{\varepsilon_{1,1} \varepsilon_{2,1}}{\varepsilon_{1,1} \varepsilon_{2,1} + 1 - x_{3,2}} = \mathcal{O}(\varepsilon^2), \quad 1 - x_2 \simeq 1 - \frac{1 - x_{3,2}}{\varepsilon_{1,1} \varepsilon_{2,1} + 1 - x_{3,2}} = \mathcal{O}(\varepsilon^2). \quad (\text{B4})$$

i.e. with more extreme values of the arguments ( $\mathcal{O}(\varepsilon^2)$  instead of  $\mathcal{O}(\varepsilon)$ ).

Hence, we have shown that extreme values will generate less extreme values and vice-versa. Since the r.h.s of (27) contains terms with all values of  $L$ , obviously (even in the limit  $\beta \rightarrow \infty$ ) we cannot explicitly keep track of the proliferation of distributions to different values of  $\vec{x}$ , and have to resort to a numerical analysis. For each value of  $\lambda$ , we have to check whether in the limit  $\beta \rightarrow \infty$  a finite probability density  $\pi(\vec{x})$  is generated for extremal values of  $\vec{x}$  (i.e.  $1 - x_\mu = \mathcal{O}(\exp(-\beta))$ ). If this is the case, the internal energy  $\mathcal{U}$  will be positive, and the probability that the graph is colorable must be 0.