

Rivalry and uncertainty in complementary investments with dynamic market sharing

Alcino Azevedo¹  · Dean Paxson²

© The Author(s) 2018. This article is an open access publication

Abstract We study the effects of revenue and investment cost uncertainty, as well non-preemption duopoly competition, on the timing of investments in two complementary inputs, where either spillover-knowledge is allowed or proprietary-knowledge holds. We find that the ex-ante and ex-post revenue market shares play a very important role in firms' behavior. When competition is considered, the leader's behavior departs from that of the monopolist firm of Smith (Ind Corp Change 14:639–650, 2005). The leader is justified in following the conventional wisdom (i.e., synchronous investments are more likely), whereas, the follower's behavior departs from that of the conventional wisdom (i.e., asynchronous investments are more likely).

Keywords Complementary investments · Duopoly · Investment analysis · Non-preemption · Real option game · Uncertainty

JEL Classification C70 · C72 · C73 · D81 · D92 · G31

1 Introduction

Sometimes it pays to put the (new) cart before the (new) horse. Conventional wisdom says that “when a production process requires two extremely complementary inputs, a firm should upgrade (or replace) them simultaneously”.¹ When raising the quality of one input, a firm should upgrade its complement at the same time. These guidelines are corroborated by the deterministic models of Milgrom and Roberts (1990, 1995) and Colombo and Mosconi (1995).

¹ Jovanovic and Stolyarov (2000, p. 13).

✉ Alcino Azevedo
a.azevedo@aston.ac.uk

¹ Aston Business School, Birmingham, England

² Alliance Manchester Business School, Manchester, England

However, the above literature neglects the effect of uncertainty. Smith (2005) considers operating cost and investment cost uncertainty, using a real option model, and concludes that the conventional wisdom described above does not necessarily hold if the costs are uncertain and their growth rates differ significantly. However, she neglects the effect of competition.

We provide a somewhat richer model, which considers the effect of uncertainty, as well as duopoly non-preemption competition, on the timing of the investment in two complementary inputs. We rely on the Siddiqui and Takashima (2012) leader–follower duopoly model setting, which comprises two alternative market structures: first, where spillover-knowledge (SK) is allowed, and second, where there is proprietary-knowledge (PK).

In line with Smith (2005), we find that when the costs of two inputs are uncertain and decreasing at different rates, it may pay, for both firms, to invest first in the input whose cost is falling more slowly and wait to invest in the input whose cost is falling more rapidly. However, this guideline applies more to the follower, and is dependent on the market structures and assumptions on the ex-ante and ex-post market shares of the two firms. The leader is more prone than the monopolistic firm of Smith (2005) to invest in the two inputs at the same time (follows the behavior suggested by the conventional wisdom), whereas the follower is more likely to invest in the two inputs sequentially (follows the behavior of the monopolist firm of Smith 2005)—see Fig. 13 in “Appendix C”.

Our model setting is for a non-preemption game, therefore, the leader invests at the time as a monopolist, and gets 100% of the market while operating alone, regardless of with which input(s) she operates (input 1 alone, input 2 alone, or input 1 and input 2 at the same time). Thus, the degree of competition (i.e., how the market share is divided between the two firms when both are active) does not affect the timing of the leader’s investment in the two inputs at the same time. However, we find that it influences significantly the timing of the follower’s investment. The more asymmetric is the ex-post market share between the two firms, favouring the leader, the later the follower invests, which makes more likely asynchronous input-investments. This finding is somewhat surprising, because in a leader–follower investment game as soon as the game ends for the leader, the follower is in a monopoly-like position.

Furthermore, we show that: (i) in non-preemption duopoly SK and PK markets, an increase in the input cost growth rate differences makes both firms more likely to invest in the two inputs sequentially, (ii) for an inactive firm, a decrease in the cost growth rate of one input and an increase in the cost growth rate of another input accelerates the investment in the input whose cost growth rate is increasing, deters the investment in the input whose cost growth rate is decreasing, but may have no effect on the timing of the investment in the two inputs at the same time. We also find that sequential investments are more likely: (iii) when firms are inactive and the cost growth rate of one input is increasing and the cost growth rate of another input is decreasing, so there is a negative change in the cost growth rate of the two inputs together.

Finally, we conclude that, for both the SK and the PK markets: (iv) for simultaneous-input investments, the sensitivity of the follower’s investment threshold to changes in the degree of complementarity is greater than that of the leader, and (v) an increase in the degree of complementarity between input 1 and input 2, accelerates the investments of both firms in the two inputs at the same time, if they are inactive, and the investment in input 2(1) if they are active with 1(2).

The real options literature for monopoly markets neglects the effect of competition on firms’ investment behavior, but it is very extensive and diverse in terms of practical applications (Martzoukos 2000; Smith 2005; Koussis et al. 2007; Bastian-Pinto et al. 2010; Franklin 2015; Chronopoulos and Siddiqui 2015; Farzan et al. 2015). Smets (1993) initiated a new

branch of literature, now named “real option game” models, which study firms’ investment behavior considering uncertainty and (duopoly) competition (Dixit and Pindyck 1994, Ch. 9; Grenadier 1996; Huisman 2001; Weeds 2002; Huisman and Kort 2003, 2004; Paxson and Pinto 2005; Pawlina and Kort 2006; Hsu and Lambrecht 2007; Moretto 2008; Thijssen 2010; Femminis and Martini 2011; Leung and Kwok 2012; Pereira and Rodrigues 2014).²

Yet, the above literature neglects the existence of complementarity between investments. Furthermore, with few exceptions (Huisman 2001, Ch. 9; Smith 2005; Decamps et al. 2006; Nishihara 2012; Siddiqui and Takashima 2012), firms are usually assumed to hold (ex-ante) only one option to invest.

However, firms often use inputs whose qualities are complements. Therefore, investment decisions on upgrades or replacements must consider the degree of complementarity between the inputs and the possibility of sequential-input investments. In this article “complementarity” exists if the investment in one input increases the marginal or incremental return to another input in terms of “net cost savings”. More generally, in industrial organization contexts, complementarity exists if the implementation of one practice increases the marginal return to another practice (see, e.g., Carree et al. 2011). When the implementation of a technology/practice decreases the marginal return to the other technology/practice, there is “substitutability” (or subadditivity).³

Notice that, due to technological progress, input costs are usually uncertain and might follow different evolution patterns. For instance, according to a joint report by the U.S. Solar Energy Industries Association (SEIA) and GTM Research, the cost of solar power (technology) in the U.S. is now 60% cheaper than in early 2011, but the cost of the solar panel sites may have increased.⁴ Therefore, it might be optimal to invest in the solar panel sites first and defer the investment in the solar panels. Similar guidelines apply to wind energy investments, if the cost growth rates of the wind towers and wind farm sites differ significantly. Furthermore, wind towers comprise several components (e.g., the tower, rotor hub, blades, etc.) whose cost growth rates may differ significantly. Therefore, it might be optimal to replace the components of old wind farms sequentially, starting with those whose cost is decreasing more slowly.⁵

There are also industries whose production is organized in sub-industries, with each sub-industry corresponding to a production stage of the overall industry. This is the case of the textile industry, which is organized in four main sub-industries: spinning, weaving, finishing and making up, where there is high (production quality/efficiency) complementarity. The adoption of a more advanced spinning technology increases not only the efficiency of the spinning mill but also the efficiency of the weaving mills which use yarns produced by the spinning mill whose technology was upgraded. But asynchronous investments might be possible if there is a high cost growth rate asymmetry between the technologies used in each of these sub-industries. Thus, we can see firms operating with highly advanced spinning technologies and relatively obsolete weaving mills, or vice-versa (Griffiths et al. 1992; Conrad and James 1995).

The concept of complementarity is also used to study economic decisions in other contexts. For instance, when planning R&D activities, firms make strategic decisions regarding the degree of complementarity (sometimes called compatibility) between the incumbent products

² Recent literature reviews on real option game models are provided by Chevalier-Roignant et al. (2011) and Azevedo and Paxson (2014).

³ See Carree et al. (2011).

⁴ See <http://www.pv-magazine.com/>, 20 September 2013.

⁵ See <http://www.windmeasurementinternational.com/>.

and the new products they aim to launch in the future since the diffusion of an innovation depends, to some extent, on the diffusion of complement innovations which amplify its value.⁶

It has been also argued that the pace of modernization of industries is often influenced by the degree of technological complementarity between the technologies adopted in the industries. Milgrom and Roberts (1994) study the Japanese economy between 1940 and 1995 to interpret the characteristic features of Japanese economic organization in terms of the complementarity between some of the most important elements of its economic structure. Colombo and Mosconi (1995) examine the diffusion of flexible automation production and design/engineering technologies in the Italian metalworking industry, giving particular attention to the role of the technological complementarity and the learning effects associated with the experience of previously available technologies. From Milgrom and Roberts (1990, 1995) models, we infer that it is relatively unprofitable to adopt only one part of the modern manufacturing technologies. Milgrom and Roberts (1990, p. 524) suggest that “we should not see an extended period of time during which there are substantial volumes of both highly flexible and highly specialized equipment being used side-by-side”.

The rest of the article is organized as follows. In Sect. 2, we outline the model assumptions and describe the two market structures. In Sect. 3, we derive the value functions and investment thresholds for the two firms and each of the market structures, and provide some illustrative sensitivity analysis. In Sect. 4, we show some further results. In Sect. 5, we conclude and offer guidelines for future research.

2 The model

Suppose a market consists of two idle⁷ firms (i and j), where $i, j = \{L, F\}$ with “ L ” meaning “leader” and “ F ” meaning “follower”, considering the investment in two (available) complementary inputs (*input 1* and *input 2*), one after the other or both at the same time depending on which of these choices maximizes value. The instantaneous “net cost savings” (NCS) of firm i from the investment in input k is:

$$X(t)\gamma_k D_{k_i k_j} \quad (1)$$

where $X(t)$ is the market revenue at time t ; $\gamma_k \in (0, 1)$ is the “proportion of the revenue of firm i that is expected to be saved if investing in *input k*”, with $k = \{0, 1, 2, 12\}$, where “0” means that firm i is not yet active and “1”, “2” and “12” mean that firm i operates with *input 1*, *input 2*, or the two inputs at the same time, respectively; and $D_{k_i k_j}$ is the market share of firm i for when the two firms operate with input(s) k .

⁶ In R&D contexts, firms who do not have a dominant market position and intend to grow rapidly tend to manage their R&D efforts so as to launch new products which are compatible with those of their rivals who have dominant market positions. Firms who have dominant market positions tend to guide their R&D efforts in order to launch new products that are, as much as possible, not compatible with those of rivals. A practical illustration of the later strategy is, for instance, the nine-year battle between the European Union (EU) commission and Microsoft which culminated in October 2007 with a fine of €497 million due to a supposed misconduct in developing software that does not allow open-source software developers access to inter-operability information for work-group servers used by businesses and other large organizations (see Etro (2007), p. 221, and Financial Times, October 23, 2007, p. 1).

⁷ In our model an idle firm can be inactive or active but operating without the most recent production input(s). For instance, a firm operating with an old rail train with old tracks is idle in not yet adopting high-speed trains and new tracks, if available.

Market revenue, $X(t)$, follows a geometric Brownian motion (gBm) process given by:⁸

$$dX = \mu_X X dt + \sigma_X X dz_X \tag{2}$$

where μ_X is the revenue growth rate, σ_X is the revenue volatility and dz_X is the increment of a standard Wiener process. For convergence reasons $r - \mu_X > 0$ holds, where r is the risk free interest rate.

Operating with *input 1* provides a NCS (S_1) which is a fraction (γ_1) of the firm i 's revenue ($X.D_{k_i k_j}$):

$$S_1 = \gamma_1 X.D_{k_i k_j} \tag{3}$$

Since NCS is proportional to revenue and this follows a gBm process, so NCS also follows a gBm process. Similarly, the use of *input 2* alone provides NCS equal to:

$$S_2 = \gamma_2 X.D_{k_i k_j} \tag{4}$$

The simultaneous use of the two inputs yields a NCS equal to:⁹

$$S_{12} = \gamma_{12} X.D_{k_i k_j} \tag{5}$$

The complementarity between the two inputs, ξ , with $\xi = \gamma_{12} - (\gamma_1 + \gamma_2)$ and $\xi \in (0, 1)$, is shown as:

$$\gamma_{12} > (\gamma_1 + \gamma_2) \tag{6}$$

The investment (sunk) cost of the *inputs 1* and *2*, respectively I_1 and I_2 , also follows gBm processes:

$$dI_1 = \mu_{I_1} I_1 dt + \sigma_{I_1} I_1 dz_{I_1} \tag{7}$$

and

$$dI_2 = \mu_{I_2} I_2 dt + \sigma_{I_2} I_2 dz_{I_2} \tag{8}$$

where μ_{I_1} and μ_{I_2} are the growth rates of the cost of *input 1* and *input 2*, respectively; σ_{I_1} and σ_{I_2} are the cost volatilities of *inputs 1* and *2*, respectively; and dz_{I_1} and dz_{I_2} are the increments of the standard Wiener processes for the cost of *input 1* and *input 2*, respectively.

If firms invest in the two inputs at the same time, the investment cost is I_{12} which we assume also follows an independent gBm process, given by:¹⁰

$$dI_{12} = \mu_{I_{12}} I_{12} dt + \sigma_{I_{12}} I_{12} dz_{I_{12}} \tag{9}$$

where $\mu_{I_{12}}$ is the instantaneous cost growth rate; $\sigma_{I_{12}}$ is the cost volatility; and $dz_{I_{12}}$ is the increment of the standard Wiener process.

Following Smets (1993), we impose the following constraints on the parameter $D_{k_i k_j}$, where i represents the “leader” and j the “follower”:

$$(D_{12L0F} = D_{1L0F} = D_{2L0F}) > (D_{12L1F} = D_{12L2F}) > (D_{12L12F} = D_{1L1F} = D_{2L2F}) \tag{10}$$

⁸ For simplicity of the notation, henceforth we drop the “ r ”.

⁹ Suppose that a train operator gets: a 10% reduction in operating costs per passenger if investing in a new train; 10% reduction in operating costs per passage if investing in a new track; and 30% reduction in operating cost per passenger if investing in both a new train and a new track. There is complementarity between the two investments and, within a given output range, savings increase with the sales.

¹⁰ We assume that the investment cost of the two inputs follows an independent stochastic process (i.e., it is not necessarily equal to the sum of the cost of the two inputs). This is a realistic assumption for some investments since suppliers may offer more favorable prices for higher investment commitments, and there may be different cost savings if firms invest in the two inputs at the same time.

with $D_{12L0F} = D_{1L0F} = D_{2L0F} = 1.0$, $D_{12L12F} = D_{1L1F} = D_{2L2F} = 0.5$ and $D_{12L1F} = D_{12L2F} \in (0.5, 1.0)$, which ensures that: (i) the leader gets 100% of the market share if active alone; (ii) the two firms get the same market share (50%) if active with the same input(s); (iii) the leader gets more than 50% of the market share if operating with the two inputs and the follower operates with one input only.¹¹ Additionally, the sum of the market shares of the two firms equals 100% if at least one of the firms is active.

The “partial differential equation” (PDE) (11) describes the evolution of the value $F_k^{i,j}$ of an inactive firm (i, j) that holds the option to invest in *input*(s) k :

$$\begin{aligned} \frac{1}{2}\sigma_X^2 X^2 \frac{\partial^2 F_k^{i,j}}{\partial X^2} + \frac{1}{2}\sigma_{I_k}^2 I_k^2 \frac{\partial^2 F_k^{i,j}}{\partial I_k^2} + X I_k \sigma_X \sigma_{I_k} \rho_{XI_k} \frac{\partial^2 F_k^{i,j}}{\partial X \partial I_k} + \mu_X X \frac{\partial F_k^{i,j}}{\partial X} \\ + \mu_{I_k} I_k \frac{\partial F_k^{i,j}}{\partial I_k} - r F_k^{i,j} = 0 \end{aligned} \quad (11)$$

where ρ_{XI_k} is the correlation coefficient between the market revenue (X) and the cost of input(s) k (I_k), with $k \in \{1, 2, 12\}$, r is the riskless interest rate, and $\rho_{XI_k} = 0$.

A useful analytical simplification of (11) is achieved by taking advantage of the natural homogeneity of degree one of the investment problem—i.e., $F_k^{i,j}(X, I_k) = I_k f_k^{i,j}(X/I_k)$, where $f_k^{i,j}$ is the variable to be determined.¹² We reduce the dimensionality of the PDE (11) from two to one using the following variable change: $\phi_k = X/I_k$.¹³ Substituting ϕ_k in (11) yields (12):¹⁴

$$\frac{1}{2}\sigma_{m_k}^2 (\phi_k)^2 \frac{\partial^2 f_k^{i,j}(\phi_k)}{\partial \phi_k^2} + (\mu_X - \mu_{I_k}) (\phi_k) \frac{\partial f_k^{i,j}(\phi_k)}{\partial \phi_k} - (r - \mu_{I_k}) f_k^{i,j}(\phi_k) = 0 \quad (12)$$

where $\sigma_{m_k}^2 = \sigma_X^2 + \sigma_{I_k}^2 - 2\rho_{XI_k} \sigma_X \sigma_{I_k}$.

Equation (12) is a homogeneous second-order linear ordinary differential equation (ODE) whose general solution has the form:

$$f_k^{i,j}(\phi_k) = A_k^{i,j}(\phi_k)^{\psi_1} + B_k^{i,j}(\phi_k)^{\psi_2} \quad (13)$$

where ψ_1 (ψ_2) is the positive (negative) solution of the characteristic quadratic function of the ODE: $0.5(\sigma_{m_k})^2 \psi_1(\psi_1 - 1) + (\mu_X - \mu_{I_k}) \psi_1 - (r - \mu_{I_k}) = 0$. Solving this equation for ψ_1 (ψ_2) we get:

$$\psi_{1(2)} = \frac{1}{2} - \frac{\mu_X - \mu_{I_k}}{\sigma_{m_k}^2} + (-) \sqrt{\left(\frac{\mu_X - \mu_{I_k}}{\sigma_{m_k}^2} - \frac{1}{2}\right)^2 + \frac{2(r - \mu_{I_k})}{\sigma_{m_k}^2}} \quad (14)$$

Notice that as the ratio of market revenue over cost of *input* k (ϕ_k) approaches 0, the value of the option to invest in *input* k becomes worthless. Therefore, in (13) $B_k^{i,j} = 0$. Using the appropriate “value matching” (VM) and “smooth pasting” (SP) conditions for each investment scenario, in the next section, we determine the constants ($A_k^{i,j}$) and the investment thresholds for both firms.

¹¹ The rationale for this assumption is that the leader gets higher cost savings due to the effect of complementarity between the two inputs and is able to use the cost savings advantage to earn a higher market share. For the sake of simplicity, we assume that the two inputs are symmetric in terms of cost savings.

¹² See proof in Sect. 1 of “Appendix A”.

¹³ This analytical simplification leads to the following input-related ratios: $\phi_1 = X/I_1$, $\phi_2 = X/I_2$ and $\phi_{12} = X/I_{12}$.

¹⁴ See full derivation of (12) in Sect. 2 of “Appendix A”.

2.1 Industry settings

We formulate a leader–follower investment problem for two specific industry scenarios, following Siddiqui and Takashima (2012, p. 585): (i) symmetric non-preemptive duopoly with “spillover-knowledge” (SK); and (ii) symmetric non-preemptive duopoly with “proprietary-knowledge” (PK). The difference between these two scenarios is that, in the former, due to a weak patent-protection, the follower is allowed to proceed with his first-stage investment (in *input 1*) immediately after the leader’s entry (with *input 1*) and, in the latter, due to a strong patent-protection, the leader invests in the two inputs sequentially (first in *input 1* and then in *input 2*) with the follower inactive.

2.1.1 Non-preemptive duopoly with SK

This industry setting considers a duopoly where the leader cannot be pre-empted by the follower in the first move. After the leader’s first move, the follower is allowed to proceed, since he obtains knowledge of the leader investment (*input 1*) via spillover-knowledge. The diagram in Fig. 1 indicates both investment approaches for the two firms: *sequential-input* investment (solid lines) and *simultaneous-input* investment (dotted lines). From state (1,1) the competition for establishing a dominant position remains sequential until the investment cycle is completed in state (2,2). Similarly, in the direct approach (*simultaneous-input* investment-dotted line), the leader invests first, before the follower is allowed to proceed. We add to the Siddiqui and Takashima (2012) investment problem the effects of both the investment cost uncertainty and the complementarity between the inputs in the two stages.

We tried to use a max-option analysis (see Decamps et al. 2006; Nishihara 2012) for the optimization of the first-stage of the investment game, where firms solve the following optimal stopping problem: $\sup_{\tau} E[e^{-r\tau} V(X(\tau), I_1(\tau), I_2(\tau), I_{12}(\tau))]$. Yet such framework is more suitable for mono-factor real option game models. When applied to our multi-factor real option game model, it increases significantly the complexity of the derivations, since our assumption regarding the homogeneity of degree one for PDE (11) would not hold—we would have to solve a three-dimensional stochastic problem which would require complex numerical solutions.

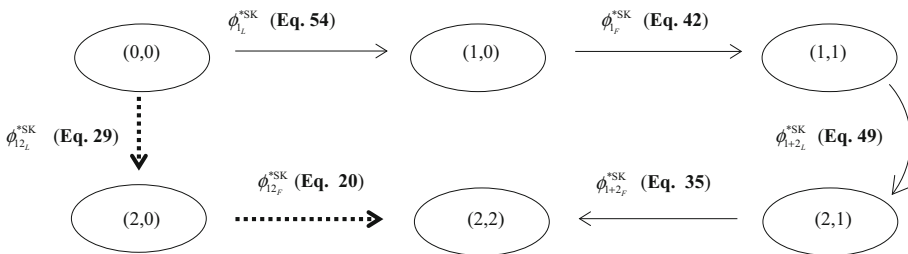


Fig. 1 Duopoly state transition with SK. *Note:* Due to SK the follower invests in *input 1* before the leader investment in *input 2*. The dotted lines in the diagram represent the *direct approach* where the two firms invest, one after the other, in the two *inputs* at the same time. The solid lines represent the *sequential-input* investment approach for the two firms. ϕ_L^* and ϕ_F^* are the leader and the follower thresholds to invest in *input 1* alone, respectively; $\phi_{1+2_L}^*$ and $\phi_{1+2_F}^*$ are the leader and the follower thresholds to invest in *input 2* if active with *input 1*, respectively; $\phi_{12_L}^*$ and $\phi_{12_F}^*$ are the leader and the follower thresholds to invest in the two inputs at the same time, respectively. The information in between brackets refers to the equation provided in Sect. 3 for the investment thresholds

2.1.2 Non-preemptive duopoly with PK

In this scenario the leader is allowed to invest in *inputs* 1 and 2, sequentially or simultaneously, with the follower inactive, due to proprietary-knowledge.

3 Analytical results

3.1 Simultaneous-input investments

3.1.1 SK market

In this section we consider that both firms are inactive at stage (0,0) and invest, one after the other, in the two inputs at the same time if optimal to do so. I_{12} is the investment cost if firms invest in the two inputs at the same time.

Follower ODE (12), with $i = F$ and $k = 12$, describes the follower value if inactive in a SK market, whose general solution is given by:¹⁵

$$f_{12}^{F,SK} = A_{12}^{F,SK} \phi_{12}^{\eta_1} + B_{12}^{F,SK} \phi_{12}^{\eta_2} \quad (15)$$

where η_1 (η_2) is the positive (negative) solution of the characteristic quadratic function of the ODE: $\frac{1}{2}(\sigma_{m12})^2 \eta(\eta - 1) + (\mu_X - \mu_{I12})\eta - (r - \mu_{I12}) = 0$. Solving this equation for η_1 (η_2) leads to:

$$\eta_{1(2)} = \frac{1}{2} - \frac{\mu_X - \mu_{I12}}{\sigma_{m12}^2} + (-) \sqrt{\left(\frac{\mu_X - \mu_{I12}}{\sigma_{m12}^2} - \frac{1}{2}\right)^2 + \frac{2(r - \mu_{I12})}{\sigma_{m12}^2}} \quad (16)$$

where $\sigma_{m12}^2 = \sigma_X^2 + \sigma_{I12}^2 - 2\rho_{XI12}\sigma_X\sigma_{I12}$.

Notice that as ϕ_{12} approaches 0, the value of the option to invest in *input* 1 and *input* 2 at the same time becomes worthless. Therefore, in (15) $B_{12} = 0$.¹⁶

The VM condition:

$$F_{12}^{F,SK}(X^*, I_{12}^*) = \frac{X^* \gamma_{12} D_{12F12L}}{r - \mu_X} - I_{12F}^* \quad (17)$$

has the following economic interpretation: before investing in *input* 1 and *input* 2 at the same time the follower holds the option to invest whose value is given by the left-hand side of Eq. (17). This option will be exercised at the moment the option value equals the present value of the cash flows obtained from operating with the two inputs forever less the investment cost (right-hand side of Eq. 17).

Dividing (17) by I_{12F}^* , replacing $f_{12}^{F,SK}(\phi_{12}^*)$ by $A_{12}^{F,SK} \phi_{12}^* \eta_1$ and rewriting gives,

$$A_{12}^{F,SK} \phi_{12F}^{*SK} \eta_1 = \frac{\phi_{12F}^{*SK} \gamma_{12} D_{12F12L}}{r - \mu_X} - 1 \quad (18)$$

The SP condition is:

$$\eta_1 A_{12}^{F,SK} \phi_{12F}^{*SK} (\eta_1 - 1) = \frac{\gamma_{12} D_{12F12L}}{r - \mu_X} \quad (19)$$

¹⁵ In (15) the superscripts ‘‘F’’ and ‘‘SK’’ stand for ‘‘follower’’ and ‘‘spillover-knowledge’’, respectively.

¹⁶ To save space, in the next subsections we omit this step.

Solving together Eqs. (18) and (19) and rearranging we get the follower threshold to invest in the *inputs* 1 and 2 at the same time, ϕ_{12F}^{*SK} , and the constant $A_{12}^{F,SK}$, respectively:

$$\phi_{12F}^{*SK} = \frac{\eta_1}{\eta_1 - 1} \frac{r - \mu_X}{\gamma_{12} D_{12F} 12_L} \tag{20}$$

$$A_{12}^{F,SK} = \frac{\phi_{12}^{*SK(1-\eta_1)}}{\eta_1} \frac{\gamma_{12} D_{12F} 12_L}{r - \mu_X} \tag{21}$$

The follower value function is given by:

$$f_{12}^{F,SK}(\phi_{12}) = \begin{cases} A_{12}^{F,SK} \phi_{12}^{\eta_1} & \text{if } \phi_{12} < \phi_{12F}^{*SK} \\ \frac{\phi_{12} \gamma_{12} D_{12F} 12_L}{r - \mu_X} - 1 & \text{if } \phi_{12} \geq \phi_{12F}^{*SK} \end{cases} \tag{22}$$

The first row of (22) represents the follower option to invest in the two inputs at the same time; the second row is the perpetual payoff the follower attains from operating in the market with the leader (both with the two inputs) from the instant ϕ_{12F}^{*SK} is reached.

Leader Assuming that the follower invests in the two inputs at the same time when ϕ_{12F}^{*SK} is reached, the leader’s payoff is given by:

$$F_{12}^{L,SK}(X, I_{12}) = E|_{X(0)=X} \left[\int_{t=\tau}^{T_{12F}} X_{\tau} \gamma_{12} D_{12L} 0_F e^{-r\tau} d\tau - I_{12L}^* + \int_{T_{12F}}^{\infty} X_{\tau} \gamma_{12} D_{12L} 12_F e^{-r\tau} d\tau \right] \tag{23}$$

where the first integral represents the payoff attained from the instant of the investments in *inputs* 1 and 2 at the same time made before the follower invests in *inputs* 1 and 2 at the same time; I_{12L}^* is the cost of the two inputs at the time of the investment; and the second integral represents the leader payoff from operating with the follower (both firms with the two inputs) from the moment the follower invests in *inputs* 1 and 2 at the same time.

The leader value function is given by:

$$f_{12}^{L,SK}(\phi_{12}) \begin{cases} A_{12}^{L,SK} \phi_{12}^{\eta_1} + \frac{\phi_{12F}^{*SK} \gamma_{12} (D_{12L} 12_F - D_{12L} 0_F)}{r - \mu_X} \left(\frac{\phi_{12}}{\phi_{12F}^{*SK}} \right)^{\eta_1} & \text{if } \phi_{12} < \phi_{12L}^{*SK} \\ \frac{\phi_{12} \gamma_{12} D_{12L} 0_F}{r - \mu_X} - 1 + \frac{\phi_{12F}^{*SK} \gamma_{12} (D_{12L} 12_F - D_{12L} 0_F)}{r - \mu_X} \left(\frac{\phi_{12}}{\phi_{12F}^{*SK}} \right)^{\eta_1} & \text{if } \phi_{12} \in [\phi_{12L}^{*SK}, \phi_{12F}^{*SK}] \\ \frac{\phi_{12} \gamma_{12} D_{12L} 12_F}{r - \mu_X} - 1 & \text{if } \phi_{12} \geq \phi_{12F}^{*SK} \end{cases} \tag{24}$$

In the first row, the first term is the leader option value to invest in the two inputs at the same time, which is the same as that of a monopolist, and the second term is a correction factor which incorporates the fact that in the future if ϕ_{12F}^{*SK} is reached the follower will invest in *inputs* 1 and 2 and the leader payoff will be reduced (in markets where there is fear of pre-emption, this term does not exist because, at this stage, both firms have equal chances of being the leader).¹⁷ It is negative given that $(D_{12L} 12_F - D_{12L} 0_F) < 0$ —see inequality 10.¹⁸ In the second row, the first two terms represent the leader payoff from operating with

¹⁷ To save space, in the next subsections we do not show the expressions for the value functions.

¹⁸ Notice that this term equals the leader’s loss discounted back from the (random) time at which the follower invests in *inputs* 1 and 2. The term $(\phi_{12}/\phi_{12F}^{*SK})^{\eta_1}$ is interpreted as a stochastic discount factor which is equal to the present value of \$1 received when the variable ϕ_{12} hits ϕ_{12F}^{*SK} (see Pawlina and Kort 2006, p. 8).

the two inputs from ϕ_{12L}^{*SK} onwards (with the follower inactive) less the investment cost, the third term is the correction factor described above. The third row is the leader's perpetual payoff, while operating with the follower (both firms with the two inputs), from the instant the follower invests in the two inputs, less the investment cost.¹⁹

This is a non-preemption game and, therefore, the leader enters the market at the moment her payoff is maximized. ODE (12), with $k = 12$, describes the leader's value if inactive, whose solution is given by:

$$f_{12}^{L,SK} = A_{12}^{L,SK} \phi_{12}^{\eta_1} \quad (25)$$

The constant $A_{12}^{L,SK}$ and the leader threshold, ϕ_{12L}^{*SK} , are determined using the following VM and SP conditions. The VM condition is given by:²⁰

$$A_{12}^{L,SK} \phi_{12L}^{*SK \eta_1} = \frac{\phi_{12L}^{*SK} \gamma_{12} D_{12L} 0_F}{r - \mu_X} - 1 \quad (26)$$

SP condition:

$$\eta_1 A_{12}^{L,SK} \phi_{12L}^{*SK (\eta_1 - 1)} = \frac{\gamma_{12} D_{12L} 0_F}{r - \mu_X} \quad (27)$$

Solving together (26) and (27) we obtain $A_{12}^{L,SK}$ and ϕ_{12L}^{*SK} , given by:

$$A_{12}^{L,SK} = \frac{\gamma_{12} D_{12L} 0_F}{(r - \mu_X) \eta_1 \phi_{12L}^{*SK (\eta_1 - 1)}} \quad (28)$$

$$\phi_{12L}^{*SK} = \frac{\eta_1 (r - \mu_X)}{\eta_1 \gamma_{12} D_{12L} 0_F - \gamma_{12} D_{12L} 0_F} \quad (29)$$

Notice that although the leader's investment threshold for a duopoly non-preemption market is the same as that of a monopolistic firm, its value is lower because the follower may enter the market later, eroding its market share.²¹

3.1.2 PK market

“Simultaneous-input” investments are “one-shot” games for the two firms in both the PK and the SK markets. Therefore, the investment behavior of the leader and the follower is the same for the two markets and the following proposition holds:²²

¹⁹ To save space, in the next subsections we do not show the expressions for the value functions.

²⁰ Notice that the second term of the first row cancels the third term of the second row.

²¹ For a monopoly market, the derivation steps in order to get the investment thresholds to adopt input 1 and input 2 at the same time are the same as those we provide in this section. The only difference is that, in the value-matching and smooth-pasting conditions, the competition factor (i.e., the market share) is absent—the threshold is given by $\phi_{12}^{*SK} = \frac{\eta_1}{\eta_1 - 1} \frac{r - \mu_X}{\gamma_{12}}$.

²² Notice that, in *sequential-input* investments, the difference between the SK and PK markets is that, in the latter, the leader completes the two investment stages before the follower is allowed to proceed, whereas in the former, the follower is allowed to invest in the first stage (*input 1*) immediately after the first-stage investment of the leader.

Table 1 Market variables

X	I_1	I_2	I_{12}	μ_X	μ_{I_1}	μ_{I_2}	$\mu_{I_{12}}$	r	σ_X	σ_{I_1}	σ_{I_2}	$\sigma_{I_{12}}$	ρ_{XI_1}	ρ_{XI_2}	$\rho_{XI_{12}}$
10	5	5	10	0.02	-0.05	-0.10	-0.075	0.05	0.2	0.2	0.2	0.2	0	0	0

Table 2 Firms' market revenue share, $D_{k_i k_j}$

Leader						Follower				
$D_{1_L 0_F}$	$D_{12_L 0_F}$	$D_{12_L 1_F}$	$D_{12_L 12_F}$	$D_{1_L 1_F}$	$D_{2_L 2_F}$	$D_{12_F 12_L}$	$D_{1_F 1_L}$	$D_{2_F 2_L}$	$D_{1_F 12_L}$	
1.0	1.0	0.6	0.5	0.5	0.5	0.5	0.5	0.5	0.4	

Table 3 Complementarity related factors, ξ and γ_k

γ_2	γ_2	γ_{12}	$\xi = \gamma_{12} - (\gamma_1 + \gamma_2)$
0.10	0.10	0.30	0.10

Proposition 1

$$f_{12}^{L,PK}(\phi_{12}) = f_{12}^{L,SK}(\phi_{12}) \text{ --- given by expression 24} \tag{29a}$$

$$f_{12}^{F,PK}(\phi_{12}) = f_{12}^{F,SK}(\phi_{12}) \text{ --- given by expression 22} \tag{29b}$$

$$\phi_{12_L}^{*PK} = \phi_{12_L}^{*SK} \text{ --- given by Eq. 29} \tag{29c}$$

$$\phi_{12_F}^{*PK} = \phi_{12_F}^{*SK} \text{ --- given by Eq. 20} \tag{29d}$$

where $f_{12}^{L,PK}(\phi_{12})$ and $\phi_{12_L}^{*PK}$ are the leader's value function and investment threshold for the PK market, respectively; $f_{12}^{F,PK}(\phi_{12})$ and $\phi_{12_F}^{*PK}$ are the follower's value function and investment threshold for the PK market, respectively. Proof: see "Appendix B".

3.1.3 Illustrative results (base parameter values are in Tables 1, 2 and 3)

The results above show that for both markets, *ceteris paribus*: (i) an increase in $\rho_{X/I_{12}}$, or ξ , or $\mu_{I_{12}}$ accelerates the investment in the two inputs at the same time for both firms, with the follower slightly more sensitive than the leader to these changes; and (ii) an increase in $D_{12_L 12_F}$ delays the investment of the follower and has no effect on the investment threshold of the leader. This latter result means that the more asymmetric the competition between the two firms (in terms of ex-post market share) the later the investment in the two inputs simultaneously for the follower.

However, input cost uncertainty can make such behavior unlikely for the follower (in Sect. 4.1 we discuss this finding further). We also find that an increase in the revenue volatility or the investment cost volatility delays the investment for both firms. ²³

²³ To save space we do not show these illustrative results.

3.2 “Sequential-input” investments

3.2.1 SK market

SK market, terminal-state: follower We start by deriving the follower’s value function and investment threshold for the state where he is active with *input 1* and the leader is active with both inputs. Therefore, the follower is in a monopoly-like position and his behavior replicates that of a monopolist.²⁴ His value comprises the option value to invest in *input 2*, $f_{1+2}^{F,SK}(\phi_2)$, plus the cost savings attained from operating with *input 1* forever, $X\gamma_1 D_{1F12L}/(r - \mu_X)$. Following similar procedures as those described in the previous section, we get the homogeneous second-order linear ODE (12), with $k = 2$, whose general solution has the form:

$$f_{1+2}^{F,SK}(\phi_2) = A_{1+2}^{F,SK} \phi_2^{\psi_1} \quad (30)$$

where ψ_1 is the positive solution of the characteristic quadratic function of the homogeneous part of Eq. (12): $0.5(\sigma_{m_2})^2 \psi(\psi - 1) + (\mu_X - \mu_{I_2})\psi - (r - \mu_{I_2}) = 0$. Solving this equation for ψ_1 we get:

$$\psi_1 = \frac{1}{2} - \frac{\mu_X - \mu_{I_2}}{\sigma_{m_2}^2} + \sqrt{\left(\frac{(\mu_X - \mu_{I_2})}{\sigma_{m_2}^2} - \frac{1}{2}\right)^2 + \frac{2(r - \mu_{I_2})}{\sigma_{m_2}^2}} \quad (31)$$

where $\sigma_{m_2}^2 = \sigma_X^2 + \sigma_{I_2}^2 - 2\rho_{XI_2}\sigma_X\sigma_{I_2}$.

The VM condition is:

$$F_{1+2}^{F,SK}(X^*, I_2^*) + \frac{X^*\gamma_1 D_{1F12L}}{r - \mu_X} = \frac{X^*\gamma_{12} D_{12F12L}}{r - \mu_X} - I_{2F}^* \quad (32)$$

Before investing in *input 2* the follower’s payoff is equal to the value of the option to invest in *input 2* plus the present value from operating with *input 1* forever, with the leader active with the two inputs (left-hand side of 32). The option to invest in *input 2* is exercised at the moment its value equals the present value of the cash flows the follower obtains from operating with the two inputs forever less the cost of *input 2* (right-hand side of 32).

Dividing (32) by I_{2F}^* , replacing $f_{1+2}^{F,SK}(\phi_2^*)$ by $A_{1+2}^{F,SK} \phi_{1+2}^{*SK} \psi_1$ and rewriting gives:²⁵

$$A_{1+2}^{F,SK} \phi_{1+2F}^{*SK} \psi_1 = \frac{\phi_{1+2F}^{*SK} \gamma_{12} D_{12F12L} - \phi_1 \gamma_1 D_{1F12L}}{r - \mu_X} - 1 \quad (33)$$

The SP condition is given by:

$$\psi_1 A_{1+2}^{F,SK} \phi_{1+2F}^{*SK} (\psi_1 - 1) = \frac{\gamma_{12} D_{12F12L}}{r - \mu_X} \quad (34)$$

²⁴ For a monopoly market, the derivation steps in order to get the investment thresholds to adopt input 2 alone if active with input 1, and input 1 alone if active with inputs 2, are the same as those we provide in this section. The only difference is that in the value-matching and smooth-pasting conditions the competition factor (i.e., the market share) is absent—the thresholds are given by: $\phi_{1+2}^{*SK} = \frac{\psi_1}{\psi_1 - 1} \frac{r - \mu_X}{\gamma_{12} - \gamma_1}$ and $\phi_{2+1}^{*SK} = \frac{\psi_1}{\psi_1 - 1} \frac{r - \mu_X}{\gamma_{12} - \gamma_2}$, respectively.

²⁵ Notice that ϕ_{1+2}^* is the threshold which if reached justifies the follower investing in *input 2* if active with *input 1*. Therefore, in the VM condition we replace the ϕ_2 of Eq. (30) by ϕ_{1+2F}^* .

Solving together Eqs. (33) and (34) we get the follower threshold for investing in *input 2* if active with *input 1*, ϕ_{1+2F}^{*SK} , and the constant $A_{1+2}^{F,SK}$, respectively:

$$\phi_{1+2F}^{*SK} = \frac{\psi_1(\mu_X - r) - \psi_1\phi_1\gamma_1 D_{1F12L}}{\gamma_{12} D_{12F12L} (1 - \psi_1)} \tag{35}$$

$$A_{1+2}^{F,SK} = \frac{\gamma_{12} D_{12F12L}}{(r - \mu_X)\psi_1\phi_{1+2F}^{*SK} (\psi_1 - 1)} \tag{36}$$

SK market, first-state: follower Now we derive the follower’s value function and investment threshold for the state where he is inactive and the leader is active with *input 1*. Following similar procedures as those of the previous subsections we get the homogeneous second-order linear ODE (12), with $k = 1$, whose general solution in this case has the form:

$$f_1^{F,SK}(\phi_1) = A_1^{F,SK} \phi_1^{\beta_1} \tag{37}$$

where β_1 is the positive solution of the characteristic quadratic function of the homogeneous part of Eq. (12): $0.5(\sigma_{m_1})^2\beta(\beta - 1) + (\mu_X - \mu_{I_1})\beta - (r - \mu_{I_1}) = 0$. Solving this equation for β_1 we get:

$$\beta_1 = \frac{1}{2} - \frac{\mu_X - \mu_{I_1}}{\sigma_{m_1}^2} + \sqrt{\left(\frac{(\mu_X - \mu_{I_1})}{\sigma_{m_1}^2} - \frac{1}{2}\right)^2 + \frac{2(r - \mu_{I_1})}{\sigma_{m_1}^2}} \tag{38}$$

where $\sigma_{m_1}^2 = \sigma_X^2 + \sigma_{I_1}^2 - 2\rho_{XI_1}\sigma_X\sigma_{I_1}$.

The VM condition is:

$$F_1^{F,SK}(X, I_1) = \frac{X^* \gamma_1 D_{1F1L}}{r - \mu_X} - I_{1F}^* \tag{39}$$

Before investing in *input 1* the follower’s payoff is equal to the value of the option to invest in *input 1* (left-hand side of Eq. 39). This option will be exercised at the moment its value equals the follower’s present value of the cash flows from operating with *input 1* forever less the investment cost (right-hand side of Eq. 39).

Dividing (39) by I_{1F}^* , replacing $f_1^{F,SK}(\phi_1)$ by $A_1^{F,SK} \phi_1^{*SK\beta_1}$ and rewriting gives:

$$A_1^{F,SK} \phi_{1F}^{*SK\beta_1} = \frac{\phi_{1F}^{*SK} \gamma_1 D_{1F1L}}{r - \mu_X} - 1 \tag{40}$$

The SP condition is:

$$\beta_1 A_1^{F,SK} \phi_{1F}^{*SK(\beta_1 - 1)} = \frac{\gamma_1 D_{1F1L}}{r - \mu_X} \tag{41}$$

Solving together Eqs. (40) and (41) we get the follower’s threshold for investing in *input 1* if inactive, ϕ_{1F}^{*SK} , and the constant $A_1^{F,SK}$:

$$\phi_{1F}^{*SK} = \frac{\beta_1}{\beta_1 - 1} \frac{r - \mu_X}{\gamma_1 D_{1F1L}} \tag{42}$$

$$A_1^{F,SK} = \frac{\phi_{1F}^{*SK(1 - \beta_1)}}{\beta_1} \frac{\gamma_1 D_{1F1L}}{r - \mu_X} \tag{43}$$

SK market-terminal state: leader At the instant the leader invests in *input 2*, τ , her payoff is given by:

$$F_{1+2}^{L,SK}(X, I_2) = E \left[\int_{\tau}^{T_{2F}} X_t \gamma_{12} D_{12L1F} e^{-r\tau} d\tau - I_{2L}^* + \int_{T_{2F}}^{\infty} X_t \gamma_{12} D_{12L12F} e^{-r\tau} d\tau \right] \tag{44}$$

where the first integral represents the leader’s payoff from the moment of the investment in *input 2* until the instant before the follower invests in *input 2*; and the second integral represents the leader’s payoff from the moment the follower invests in *input 2* onwards.

This is a non-preemption game, hence the leader, if active with *input 1*, invests in *input 2* at the point her payoff is maximized. ODE (12), with $k = 2$, describes the leader’s value whose solution is given, in this case, by:

$$f_{1+2}^{L,SK}(\phi_2) = A_{1+2}^{L,SK} \phi_2^{\psi_1} \tag{45}$$

The constant $A_{1+2}^{L,SK}$ and the leader’s threshold are determined using the following VM and SP conditions:

VM condition:

$$\frac{\phi_1 \gamma_{12} D_{1L1F}}{r - \mu_X} + A_{1+2}^{L,SK} \phi_{1+2L}^{*SK \psi_1} = \frac{\phi_{1+2L}^{*SK} \gamma_{12} D_{12L1F}}{r - \mu_X} - 1 \tag{46}$$

with the following economic interpretation: the leader, if active with *input 1*, invests in *input 2* at the moment the value attained from operating with *input 1* forever plus the value of the option to invest in *input 2* equals the present value of the perpetual cash flow obtained from operating with the two inputs forever less the investment cost (cost of *input 2*) (Fig. 2).

SP condition:

$$\psi_1 A_{1+2}^{L,SK} \phi_{1+2L}^{*SK (\psi_1 - 1)} = \frac{\gamma_{12} D_{12L1F}}{r - \mu_X} \tag{47}$$

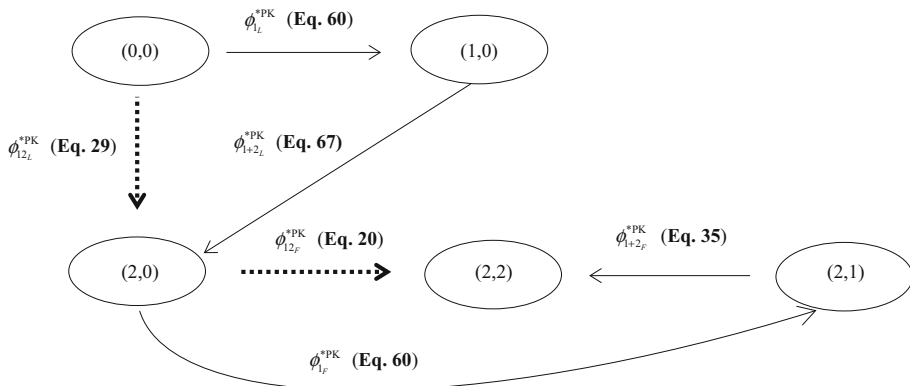


Fig. 2 Duopoly state transition with PK. *Note:* The dotted lines refer to the direct approach where the two firms invest, one after the other, in the two inputs at the same time; the solid lines refer to the scenario where the two firms invest, one after the other, in the two inputs sequentially. The information in between brackets refers to the equation provided in Sect. 3 for the investment thresholds

Solving together (46) and (47) we obtain the constant $A_{1+2}^{L,SK}$:

$$A_{1+2}^{L,SK} = \frac{\gamma_{12} D_{12L1F}}{(r - \mu_X) \psi_1 \phi_{1+2L}^{*SK} (\psi_1 - 1)} \tag{48}$$

and the leader’s threshold:

$$\phi_{1+2L}^{*SK} = \frac{\phi_1 \psi_1 \gamma_1 D_{1L1F} + \psi_1 (r - \mu_X)}{\gamma_{12} D_{12L1F} (\psi_1 - 1)} \tag{49}$$

SK market, first-state: leader The leader enters the market with *input 1* at the point her payoff is maximized. ODE (12), with $k = 1$, describes the leader’s value if inactive, whose solution is given by:

$$f_1^{L,SK}(\phi_1) = A_1^{L,SK} \phi_1^{\beta_1} \tag{50}$$

The constant $A_1^{L,SK}$ and the leader’s threshold are determined using the following VM and SP conditions:

VM condition:

$$A_1^{L,SK} \phi_{1L}^{*SK \beta_1} = \frac{\phi_{1L}^{*SK} \gamma_1 D_{1L0F}}{r - \mu_X} - 1 \tag{51}$$

The leader should invest in *input 1* at the moment the option value to invest in *input 1* equals the value she obtains from operating with *input 1* alone forever less the investment cost (cost of *input 1*).

SP condition:

$$\beta_1 A_1^{L,SK} \phi_{1L}^{*SK (\beta_1 - 1)} = \frac{\gamma_1 D_{1L0F}}{r - \mu_X} \tag{52}$$

Solving together (51) and (52) we obtain the constant A_{1+2}^L , given by:

$$A_1^{L,SK} = \frac{\gamma_1 D_{1L0F} \phi_{1L}^{*SK (1 - \beta_1)}}{\beta_1 (r - \mu_X)} \tag{53}$$

and the leader’s threshold, given by:²⁶

$$\phi_{1L}^{*SK} = \frac{\beta_1 (r - \mu_X)}{\beta_1 \gamma_1 D_{1L0F} - \gamma_1 D_{1L0F}} \tag{54}$$

Proposition 2 *two inactive firms in a non-preemption duopoly (SK or PK) market invest in two complementary inputs (input 1 and input 2) sequentially if and only if there is a time t , $t \in [0, \infty)$, where $\phi_1(t)$ reaches $\phi_{1L}^*(t)$ and $\phi_{1F}^*(t)$ the first time with $\phi_{12}(t) < \phi_{12L}^*(t)$ and $\phi_{12}(t) < \phi_{12F}^*(t)$. Proof: see “Appendix B”.*

²⁶ Notice that if firms start with *input 2*, their threshold expression would be the same, only the notation “1” and “2” changes. To save space we show the derivations for the case where firms start with *input 1* only, although illustrative results and sensitivity analyses are provided in Sect. 4 for both cases.

3.2.2 Illustrative results

The above results show that an increase in σ_X delays the investment for both firms and an increase in ρ_{X/I_1} accelerates the investment in *input 1* for both firms, with the follower slightly more sensitive than the leader to changes in these variables (Fig. 3).

The above results show that an increase in μ_{I_1} accelerates the investment for both firms and an increase in $D_{1_L1_F}$ delays the investment of the follower and has no effect on the investment threshold of the leader (Fig. 4).

The above results are like those of Fig. 5 and, therefore, similar comments apply.

The above results show that an increase in ξ accelerates the investment in the second input for both firms and an increase in $D_{1_L1_F}$ delays the investment of the leader in the second input (*input 2*) and has no effect on the investment threshold of the follower (Fig. 6).

The above results show that an increase in $D_{12_L12_F}$ accelerates the investment in the second input (*input 2*) for both firms and an increase in $D_{12_L12_F}$ delays significantly the investment of the follower in the second input (*input 2*) and has no effect on the investment threshold of the leader (Fig. 7).

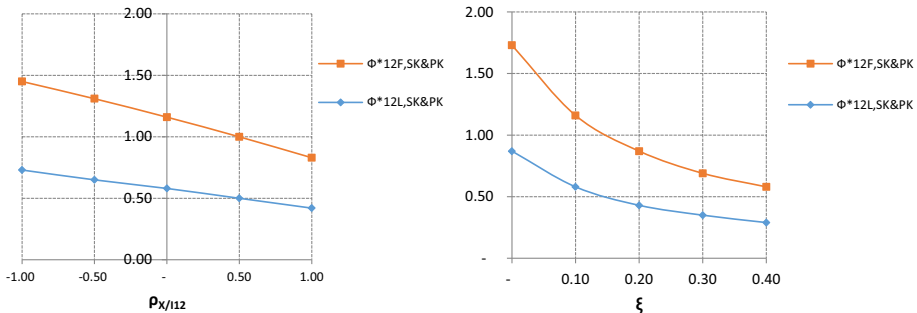


Fig. 3 This figure shows the effect on the investment thresholds of the leader (Eq. 29) and the follower (Eq. 20) of changes in the correlation between market revenue and the cost of the two inputs, $\rho_{X/I_{12}}$, (left-hand side) and the degree of complementarity between the two inputs, $\xi = \gamma_{12} - (\gamma_1 + \gamma_2)$, (right-hand side) for the SK and PK markets. Given that, according to Proposition 1, the investment threshold expressions for the SK and PK markets are the same, we use $\Phi * 12L, SK \& PK$ and $\Phi * 12F, SK \& PK$ to represent the investment thresholds for both markets, for the leader and the follower, respectively

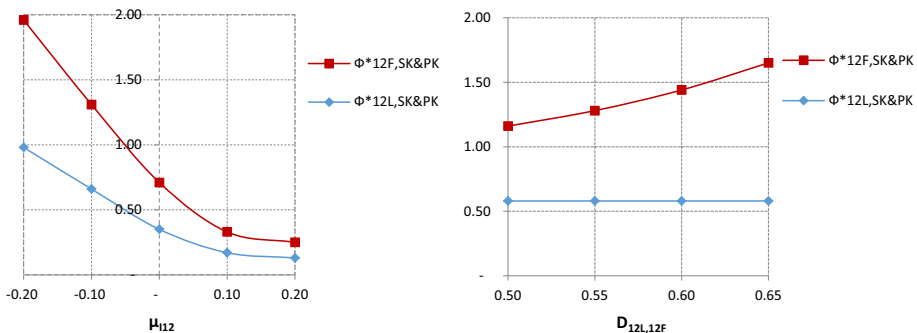


Fig. 4 This figure shows, for the SK and PK markets, the effect on firms' investment thresholds of changes in the cost growth rate of the two inputs, $\mu_{I_{12}}$, (left-hand side) and the leader's market share when both firms are active with the two inputs, $D_{12_L12_F}$, (right-hand side)

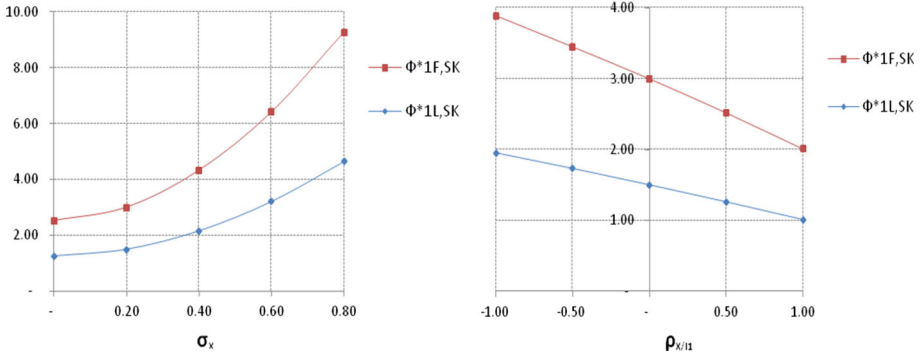


Fig. 5 This figure shows the sensitivity of the thresholds of the leader (Eq. 54) and the follower (Eq. 42) to invest in *input 1* if in a SK market, to changes in the market revenue volatility (left-hand side) and the correlation between the market revenue and the cost of input 1 (right-hand side)

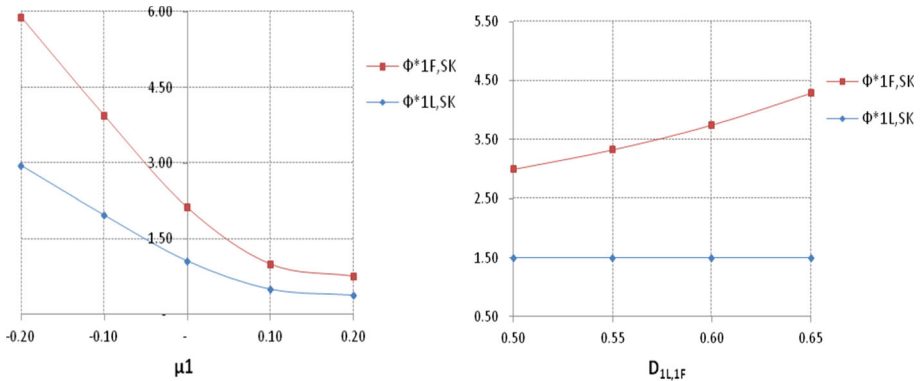


Fig. 6 This figure shows the sensitivity of the thresholds of the leader (Eq. 54) and the follower (Eq. 42) to invest in *input 1* if in a SK market, to changes in the cost growth rate of *input 1* (left-hand side) and the leader's market share if both firms are active with the *input 1* (right-hand side)

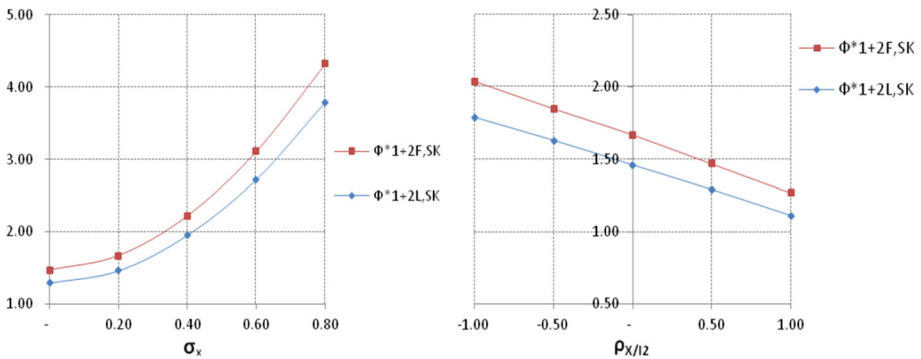


Fig. 7 This figure shows the sensitivity of the thresholds of the leader (Eq. 49) and the follower (Eq. 35) to invest in *input 2* if active with *input 1* in the SK market, to changes in the market revenue volatility (left-hand side) and the correlation between the market revenue and the cost of *input 2* (right-hand side)

3.2.3 PK market

PK market, terminal-state: follower For the terminal state of *sequential-input* investments with the leader active with the two inputs, the threshold expression of the follower is the same for both the PK and the SK markets. Therefore, the following condition holds:

Proposition 3

$$\phi_{1+2F}^{*PK} = \phi_{1+2F}^{*SK} \text{ - given by Eq. 35} \quad (55)$$

where ϕ_{1+2F}^{*PK} and ϕ_{1+2F}^{*SK} are the follower's thresholds to invest in input 2 if active with input 1 in the PK and the SK markets, respectively. *Proof:* See "Appendix B".

PK market, first-state: follower In the first-state the follower optimizes the timing of the investment in *input 1*, with the leader active with the two inputs.²⁷ Following similar procedures as those of the previous sections we get the homogeneous second-order linear ODE (12), with $k = 1$, whose general solution has the form:

$$f_1^{F,PK}(\phi_1) = A_1^{F,PK} \phi_1^{\lambda_1} \quad (56)$$

where λ_1 is the positive solution of the characteristic quadratic function of the homogeneous part of Eq. (12): $0.5(\sigma_{m_1})^2 \lambda(\lambda - 1) + (\mu_X - \mu_{I_1})\lambda - (r - \mu_{I_1}) = 0$. Solving this equation for λ_1 we get:

$$\lambda_1 = \frac{1}{2} - \frac{\mu_X - \mu_{I_1}}{\sigma_{m_1}^2} + \sqrt{\left(\frac{\mu_X - \mu_{I_1}}{\sigma_{m_1}^2} - \frac{1}{2}\right)^2 + \frac{2(r - \mu_{I_1})}{\sigma_{m_1}^2}} \quad (57)$$

where $\sigma_{m_1}^2 = \sigma_X^2 + \sigma_{I_1}^2 - 2\rho_{XI_1}\sigma_X\sigma_{I_1}$.

The following VM condition is:

$$A_1^{F,PK} \phi_{1F}^{*PK \lambda_1} = \frac{\phi_{1F}^{*PK} \gamma_1 D_{1F12L}}{r - \mu_X} - 1 \quad (58)$$

Before investing in *input 1*, the follower's payoff is equal to the value of the option to invest in *input 1* (left-hand side of Eq. 58). This option is exercised at the moment its value equals the present value of the follower's cash flows from operating with *input 1* forever (with the leader active with the two inputs) less the investment cost (right-hand side of Eq. 58).

The SP condition is:

$$\lambda_1 A_1^{F,PK} \phi_{1F}^{*PK(\lambda_1-1)} = \frac{\gamma_1 D_{1F12L}}{r - \mu_X} \quad (59)$$

Solving together Eqs. (58) and (59) we get the follower's threshold for investing in *input 1* if inactive, ϕ_{1F}^{*PK} , and the constant $A_1^{F,PK}$:

$$\phi_{1F}^{*PK} = \frac{\lambda_1}{\lambda_1 - 1} \frac{r - \mu_X}{\gamma_1 D_{1F12L}} \quad (60)$$

$$A_1^{F,PK} = \frac{\phi_{1F}^{*PK(1-\lambda_1)}}{\lambda_1} \frac{\gamma_1 D_{1F12L}}{r - \mu_X} \quad (61)$$

²⁷ Notice that one of the differences between the PK and the SK markets is that in the latter the follower optimizes the investment in *input 1* with the leader active with *input 1* only.

PK market, terminal-state: leader This is a non-preemption game and therefore the leader, if active with *input 1*, invests in *input 2* at the moment her payoff is maximized. ODE (12), with $k = 2$, describes the leader’s option value to invest in *input 2* if active with *input 1*, whose solution is given by:

$$f_{1+2}^{L,PK}(\phi_2) = A_{1+2}^{L,PK} \phi_2^{v_1} \tag{62}$$

where v_1 is the positive solution of the characteristic quadratic function of the homogeneous part of Eq. (12) given by: $\frac{1}{2}(\sigma_{m_2})^2 v(v - 1) + (\mu_X - \mu_{I_2})v - (r - \mu_{I_2}) = 0$. Solving the equation above for v_1 leads to:

$$v_1 = \frac{1}{2} - \frac{\mu_X - \mu_{I_2}}{\sigma_{m_2}^2} + \sqrt{\left(\frac{\mu_X - \mu_{I_2}}{\sigma_{m_2}^2} - \frac{1}{2}\right)^2 + \frac{2(r - \mu_{I_2})}{\sigma_{m_2}^2}} \tag{63}$$

The constant $A_{1+2}^{L,PK}$ and the leader’s threshold are determined using the following VM and SP conditions:

VM condition:

$$\frac{\phi_1 \gamma_1 D_{1L0F}}{r - \mu_X} + A_{1+2}^{L,PK} \phi_{1+2L}^{*SK v_1} = \frac{\phi_{1+2L}^{*PK} \gamma_{12} D_{12L0F}}{r - \mu_X} - 1 \tag{64}$$

The leader should invest in *input 2* at the moment the value she attains from operating with *input 1* alone forever plus the value of the option to invest in *input 2* (left-hand side of Eq. 64) equals the present value of the cash flows she obtains from operating with the two inputs forever less the investment cost (right-hand side of Eq. 64).

SP condition:

$$v_1 A_{1+2}^{L,SK} \phi_{1+2L}^{*SK(v_1-1)} = \frac{\gamma_{12} D_{12L0F}}{r - \mu_X} \tag{65}$$

Solving together (62), (64) and (65) we obtain the constant $A_{1+2}^{L,SK}$:

$$A_{1+2}^{L,PK} = \frac{\gamma_{12} D_{12L0F}}{(r - \mu_X) v_1 \phi_{1+2L}^{*PK(v_1-1)}} \tag{66}$$

and the leader’s threshold:

$$\phi_{1+2L}^{*PK} = \frac{\phi_1 v_1 \gamma_1 D_{1L0F} + v_1 (r - \mu_X)}{\gamma_{12} D_{12L0F} (v_1 - 1)} \tag{67}$$

PK market-first state: leader In the first-state of “sequential-input investments” the investment threshold expression of the leader for the PK and SK markets are the same. Therefore, the following proposition holds:

Proposition 4

$$\phi_{1L}^{*PK} = \phi_{1L}^{*SK} - \text{given by Eq. 54} \tag{68}$$

where ϕ_{1L}^{*PK} and ϕ_{1L}^{*SK} are the leader’s investment threshold to invest in *input 1* if inactive in the PK and SK markets, respectively. Proof: See “Appendix B”.

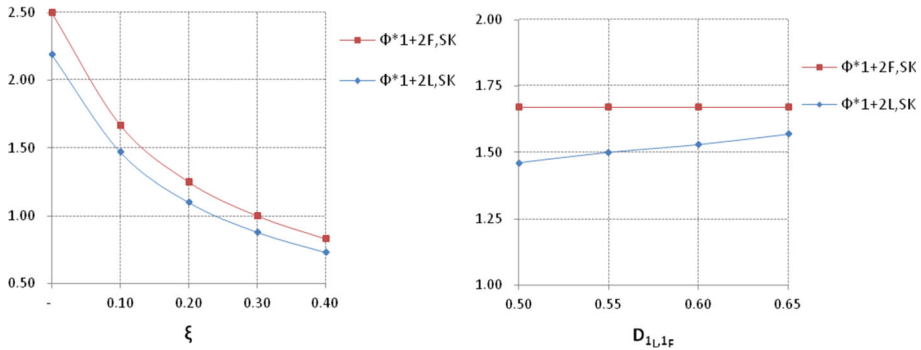


Fig. 8 This figure shows the sensitivity of the thresholds of the leader (Eq. 49) and the follower (Eq. 35) to invest in *input 2* if active with *input 1*, to changes in ξ (left-hand side) and the leader's market share if both firms are active with *input 1*, $D_{1L,1F}$ (right-hand side)

3.2.4 Illustrative results

The results show that the investment threshold of the leader is lower than that of the follower (as expected) and that both increase with the revenue volatility. Comparing the thresholds of the left-hand side with those of the right-hand side, we conclude that for both firms, the threshold to invest in *input 1* if active with *input 2* is lower than the threshold to invest in *input 2* if active with *input 1*. This is because in our base parameters we use $\mu_{I_1} = -0.05$ and $\mu_{I_2} = -0.10$ (i.e. the cost of *input 2* decreases more rapidly than the cost of *input 1*). This result supports the conclusion that when the cost of two complementary inputs decreases at different rates it might be optimal to invest sequentially, first, in the input with the cost decreasing less rapidly, a result which is in line with that of Smith (2005).

The above results show that an increase in $D_{12L,1F}$ delays the investment of the follower in *input 1* if inactive and has no effect on the investment threshold of the leader. The sensitivity of the investment thresholds of both firms to changes in ξ are similar to those described in the previous subsections for the SK market (Fig. 8) and therefore similar comments apply.

4 Results

In this section we provide further sensitivity analysis regarding the most relevant model parameters. As for the previous results, we use the following base parameters where for simplicity of notation $\delta = \mu_{I_1} - \mu_{I_2}$.

In our model, ex-ante, firms hold three options to invest (in *input 1* alone, *input 2* alone and *inputs 1* and *2* at the same time) whose values are driven by independent (stochastic) underlying variables. Therefore, in order to characterize the market conditions that (at a given time t) imply *sequentially-input* and/or *simultaneously-input* investments for each firm and market structures, we should analyse if the investment thresholds related to each of the above options are crossed. If firms are inactive and the threshold to invest in *input 1* (or *input 2*) alone is crossed before the threshold to invest in the two inputs at the same time, they invest sequentially, starting with *input 1* (or *input 2*). If firms are inactive and the threshold to invest in *input 1* and *input 2* at the same time is crossed before the threshold to invest in the *input 1*

Table 4 This table provides complementary results for the combined effect of changes in $\xi = \gamma_{12} - (\gamma_1 + \gamma_2)$ and $\delta = (\mu_1 - \mu_2)$ on the threshold to invest in the two inputs at the same time, for the leader (top panel) and the follower (bottom panel)

		γ_1	0.10	0.10	0.10	0.10	0.10	0.10	0.10
		γ_2	0.10	0.10	0.10	0.10	0.10	0.10	0.10
		γ_{12}	0.20	0.25	0.30	0.35	0.40	0.40	0.45
		δ	ξ						
μ_1	μ_2		<i>0.00</i>	<i>0.05</i>	<i>0.10</i>	<i>0.15</i>	<i>0.20</i>	<i>0.25</i>	
$\phi_{12L}^{*PK\&SK}$ (leader)	-0.05 -0.05	0.00	<i>0.75</i>	0.60	0.50	0.43	0.38	0.33	
	-0.05 -0.10	0.05	0.87	0.69	0.58	0.50	0.43	0.39	
	-0.05 -0.15	0.10	0.99	0.79	0.66	0.56	0.49	0.44	
	-0.05 -0.20	0.15	1.11	0.89	0.74	0.63	0.55	0.49	
	-0.05 -0.25	0.20	1.23	0.98	0.82	0.70	0.61	0.55	
	-0.05 -0.30	0.25	1.35	1.08	0.90	0.77	0.68	0.60	
$\phi_{12F}^{*PK\&SK}$ (follower)	-0.05 -0.05	0.00	1.50	1.20	1.00	0.86	0.75	0.83	
	-0.05 -0.10	0.05	1.73	1.39	1.16	0.99	0.87	0.77	
	-0.05 -0.15	0.10	1.97	1.58	1.31	1.13	0.99	0.88	
	-0.05 -0.20	0.15	2.21	1.77	1.48	1.26	1.11	0.98	
	-0.05 -0.25	0.20	2.45	1.96	1.64	1.40	1.23	1.09	
	-0.05 -0.30	0.25	2.70	2.16	1.80	1.54	1.35	1.20	

$\phi_{12}(t) = 1$
 If $\phi_{12}(t) \geq \phi_{12L}^{*PK\&SK}$ the leader invests, otherwise wait
 If $\phi_{12}(t) \geq \phi_{12F}^{*PK\&SK}$ the follower invests, otherwise wait
 The threshold values in italics mean that firms should invest

(or input 2) alone, they invest in the two inputs at the same time.²⁸ Therefore, comparing the threshold values stated in Tables 4 and 5 below with the value of the (respective) underlying variable ($\phi_{12}(t) = 1, \phi_1(t) = 2$ or $\phi_2(t) = 2$) we can identify the market conditions (in terms of ξ and δ) that determine whether the investments in the two inputs are *sequential* or *simultaneous*.

Table 4 shows a sensitivity analysis for the thresholds to invest in the two inputs at the same time to changes in ξ and δ , using the base parameter values.

The above results show that while the leader’s thresholds were crossed for most scenarios, the follower’s thresholds were crossed for few scenarios only, which suggests that simultaneous-input investments are less likely for the follower. We can also see that ξ and δ have opposite effects on the investment thresholds of both firms. An increase in ξ accelerates the investment and an increase in δ delays the investment.

These contrasting effects make the conventional wisdom, which says that “when a production process requires two extremely complementary inputs, a firm should upgrade (or replace) them simultaneously...”, less likely to hold for the follower when input drift differences are large, a result which was highlighted by Smith (2005) for a monopoly market. Notice that the marginal changes used for ξ and δ are of the same size ($\Delta\xi = \Delta\delta = 0.05$) and yet the threshold values of the diagonals of both matrices decrease slightly as ξ and δ

²⁸ Notice that if firms are inactive and the thresholds to invest simultaneously in *input 1* and *input 2* and to invest in *input 1* (or *input 2*) alone are crossed at the same time, firms will invest in the two inputs at the same time.

Table 5 This table provides further results on the effect the difference between the cost growth rates of the two inputs on the threshold to invest in *input 1* alone, *input 2* alone and *input 1* and *input 2* at the same time

μ_{I_1}	μ_{I_2}	$\delta = (\mu_1 - \mu_2)$	Sequential-input investments				Simultaneous-input investments			
			ϕ_{1F}^{*SK}	ϕ_{1F}^{*PK}	$\phi_{1L}^{*PK\&SK}$	ϕ_{2F}^{*SK}	ϕ_{2L}^{*PK}	$\phi_{2L}^{*PK\&SK}$	$\phi_{12L}^{*PK\&SK}$	$\phi_{12F}^{*PK\&SK}$
0.00	-0.05	0.05	2.12	2.44	1.06	3.00	3.75	1.50	0.41	0.82
0.00	-0.10	0.10	2.12	2.44	1.06	3.94	4.93	1.97	0.48	0.97
0.00	-0.15	0.15	2.12	2.44	1.06	4.91	6.149	2.46	0.56	1.11
0.00	-0.20	0.20	2.12	2.44	1.06	5.89	7.36	2.95	0.64	1.28
0.00	-0.25	0.25	2.12	2.44	1.06	6.88	8.60	3.44	0.72	1.44
0.00	-0.30	0.30	2.12	2.44	1.06	7.87	9.83	3.93	0.80	1.60
			Wait	Wait	Invest	Wait	Wait	Invest/wait	Invest	Invest/wait

We set $\mu_{I_1} = 0$ and change μ_{I_2} , from -0.05 to -0.30

$\phi_2(t) = 2$ and $\phi_{12}(t) = 1$

If $\phi_1(t) \geq \phi_{1L}^{*SK}$ the follower should invest in *input 1* alone, otherwise wait

If $\phi_1(t) \geq \phi_{1F}^{*PK}$ the follower should invest in *input 1* alone, otherwise wait

If $\phi_2(t) \geq \phi_{2F}^{*SK}$ the follower should invest in *input 2* alone, otherwise wait

If $\phi_2(t) \geq \phi_{2L}^{*PK}$ the follower should invest in *input 2* alone, otherwise wait

If $\phi_1(t) \geq \phi_{1L}^{*PK\&SK}$ ($\phi_2(t) \geq \phi_{2L}^{*PK\&SK}$) the leader should invest in *input 1* alone (*input 2* alone)

The threshold values in *italics*-bold mean that firms should invest

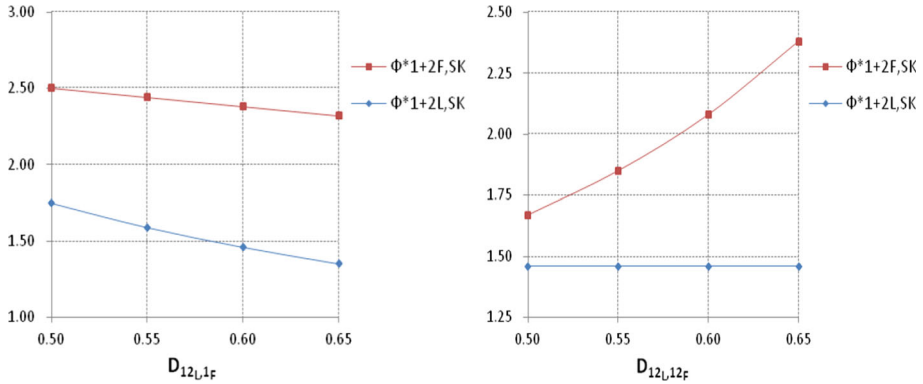


Fig. 9 This figure shows the sensitivity of the thresholds of the leader (Eq. 49) and the follower (Eq. 35) to invest in *input 2* if active with *input 1*, to changes in the leader’s market share when she is active with the two inputs and the follower is active with *input 1*, $D_{12L,1F}$ (left-hand side) and when both firms are active with the two inputs, $D_{12L,12F}$ (right-hand side)

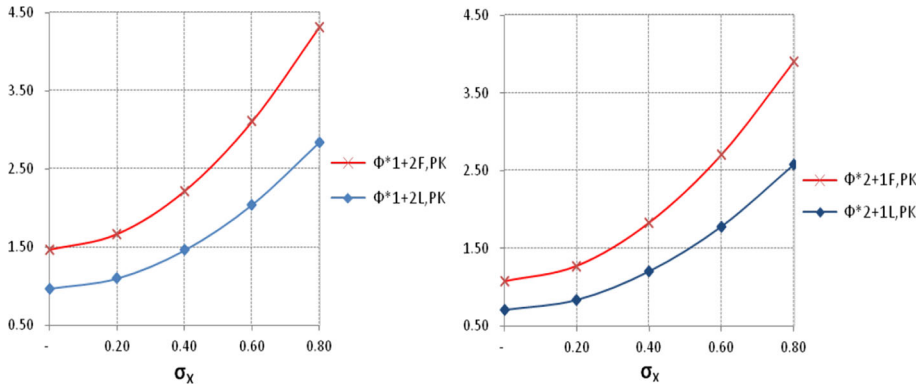


Fig. 10 This figure shows the sensitivity of the investment thresholds of the leader (Eq. 67) and the follower (Eq. 35) to invest in *input 2* if active with *input 1* (left-hand side) or invest in *input 1* if active with *input 2* (right-hand side) to changes in the market revenue volatility

increase (see threshold values underlined), which means that the effect of changes in the former parameter values slightly dominates that of the latter.

Table 5 shows a sensitivity analysis for all the investment thresholds, using $\mu_{I_1} = 0$, and changing μ_{I_2} , from -0.05 to 0.30 , *ceteris paribus*, in order to illustrate more clearly our findings (Fig. 9).

The above results show that both $\phi_{12L}^{*PK\&SK}$ and $\phi_{1L}^{*PK\&SK}$ are crossed for the whole range of δ values, whereas $\phi_{2L}^{*PK\&SK}$ is crossed when $\delta = \{0.05, 0.10\}$. Therefore, the leader invests in the two inputs at the same time in all scenarios. For the follower, $\phi_{12F}^{*PK\&SK}$ is crossed in two scenarios only, and ϕ_{1F}^{*SK} is not crossed for all scenarios. Specifically, as the cost growth rates difference increases, ϕ_{1F}^{*SK} does not change but $\phi_{12F}^{*PK\&SK}$ increases significantly, making the investment in the two inputs at the same time less likely. This latter result contradicts the conventional wisdom for complementary investments, and corroborates Smith (2005) findings for a monopolist firm (Fig. 10).

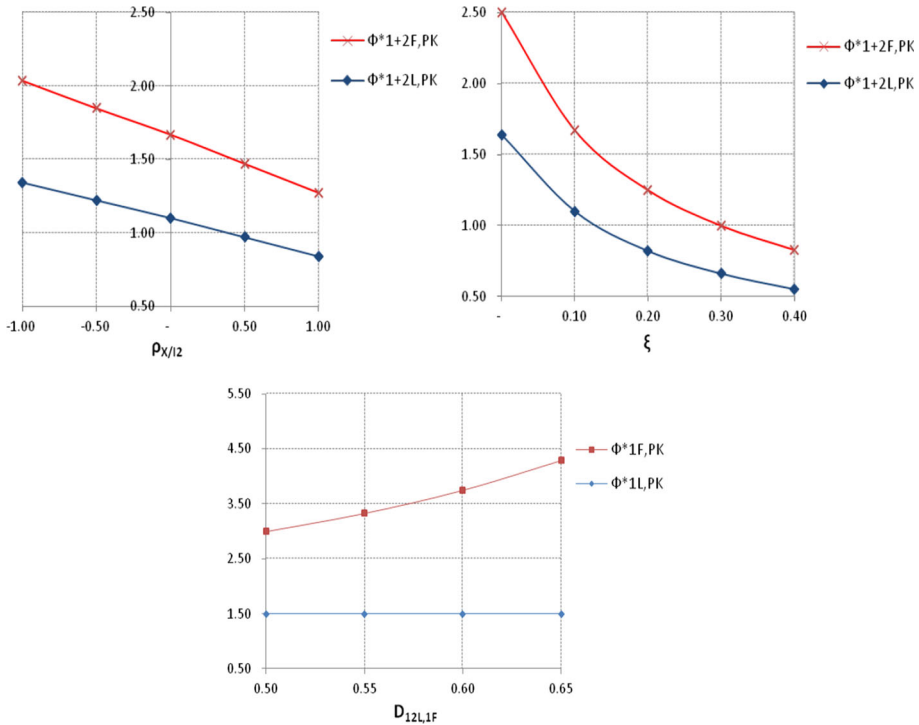


Fig. 11 The two figures at the top show the sensitivity of the thresholds of the leader (Eq. 67) and the follower (Eq. 35) to invest in *input 2* if active with *input 1*, to changes in $\rho_{X/I_{12}}$ (left-hand side) and ξ (right-hand side). The figure at the bottom shows the sensitivity of the thresholds of the leader (Eq. 60) and the follower (Eq. 54) to invest in *input 1* if inactive, to changes in the leader's market share when she is active with the two inputs and the follower is active with *input 1* (D_{12L1F})

4.1 Further analysis

In most real option models such as those of Decamps et al. (2006), Nishihara (2012) and Siddiqui and Takashima (2012), the value of the ex-ante real options are driven by the same stochastic variable. However, in our model, the value of the ex-ante real options (to invest in *input 1* alone, or *input 2* alone or *input 1* and *input 2* at the same time) are driven by three independent stochastic variables ($\phi_1(t)$, $\phi_2(t)$ and $\phi_{12}(t)$, respectively). While this modelling setting is more realistic, it complicates significantly the characterization of the market conditions that justify *sequential-input* or *simultaneous-input* investments for the two firms because the investment thresholds (related to $\phi_1(t)$, $\phi_2(t)$ and $\phi_{12}(t)$) are not directly comparable. In this section we summarize some further relevant insights on the effect of μ_{I_1} , μ_{I_2} and δ on firms' investment behavior (Fig. 11).

4.1.1 Input cost growth rates

As shown in Sect. 3, the cost growth rate of the two inputs play a very important role in firms' investment behavior. Below we explore with further detail some of the results of Sect. 3 (Fig. 12).

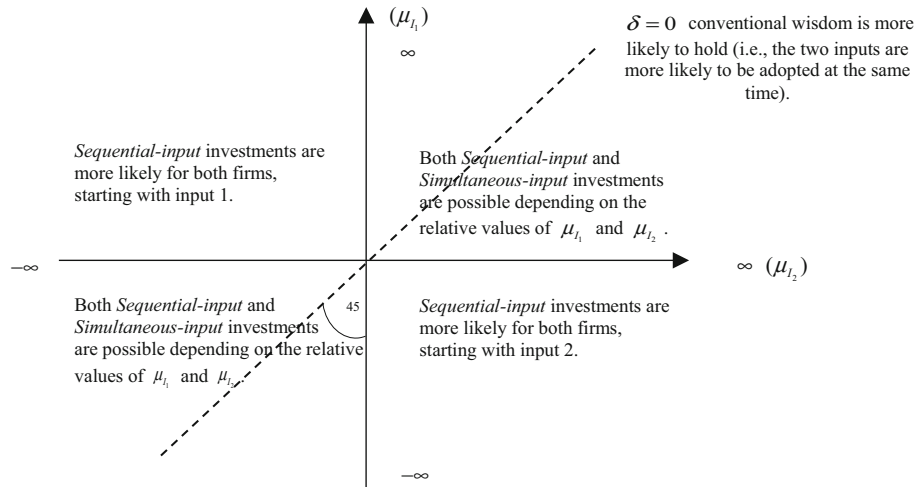


Fig. 12 This figure illustrates the most likely investment behavior (*sequential-input vs simultaneous-input*) for the leader and the follower according to the relative values of μ_{I_1} and μ_{I_2} , for both the SK and PK markets

We start our analysis by the scenarios where the set of (μ_{I_1}, μ_{I_2}) points are in the *south-east* or *north-west* quadrants, and conclude, respectively: if $\mu_{I_1} \downarrow$, with $\mu_{I_1} \in (-\infty, 0]$, and $\mu_{I_2} \uparrow$, with $\mu_{I_2} \in [0, +\infty)$, $\phi_{1L}^* \uparrow$, $\phi_{1F}^* \uparrow$, $\phi_{2L}^* \downarrow$ and $\phi_{2F}^* \downarrow$, and *sequential-input* investments (starting with input 2) are more likely for both firms. If $\mu_{I_1} \uparrow$, with $\mu_{I_1} \in [0, +\infty)$, and $\mu_{I_2} \downarrow$, with $\mu_{I_2} \in (-\infty, 0]$, $\phi_{1L}^* \downarrow$, $\phi_{1F}^* \downarrow$, $\phi_{2L}^* \uparrow$ and $\phi_{2F}^* \uparrow$, and *sequential-input* investments (starting with input 1) are more likely for both firms. When the set of (μ_{I_1}, μ_{I_2}) points are in the *north-east* or *south-west* quadrants, we conclude, respectively: if $\mu_{I_1} \downarrow$, with $\mu_{I_1} \in [0, +\infty)$, and $\mu_{I_2} \uparrow$, with $\mu_{I_2} \in [0, +\infty)$, $\phi_{1L}^* \uparrow$, $\phi_{1F}^* \uparrow$, $\phi_{2L}^* \downarrow$ and $\phi_{2F}^* \downarrow$, and *sequential-input* investments (starting with input 2) are more likely for both firms. If $\mu_{I_1} \uparrow$, with $\mu_{I_1} \in (-\infty, 0]$, and $\mu_{I_2} \downarrow$, with $\mu_{I_2} \in (-\infty, 0]$, $\phi_{1L}^* \downarrow$, $\phi_{1F}^* \downarrow$, $\phi_{2L}^* \uparrow$ and $\phi_{2F}^* \uparrow$, and *sequential-input* investments (starting with input 1) are more likely for both firms.

Notice that if the set of (μ_{I_1}, μ_{I_2}) points are in the *north-west* or *south-east* quadrants, *sequential-input* investments are more likely than if these are in the *south-west* or *north-east* quadrants. This is because, in the former cases, μ_{I_1} and μ_{I_2} have different signs which means that the cost of one input is decreasing whereas the cost of the other input is increasing and, therefore, *sequential-input* investments, starting with the input whose growth rate is positive, are more likely. Finally, if the set of (μ_{I_1}, μ_{I_2}) points are on the 45 degree dotted line, $\delta = 0$, *simultaneous-input* investments are more likely regardless of the relative values of μ_{I_1} and μ_{I_2} . This is because, in these cases, the cost growth rates of the two inputs are the same (either positive or negative).²⁹

Proposition 5 *In non-preemption duopoly SK and PK markets, ceteris paribus, an increase in the difference between the cost growth rates of the two inputs (δ), makes both firms more likely to invest in the two inputs sequentially. Proof: See “Appendix B”.*

²⁹ Notice that $\delta = \mu_{I_1} - \mu_{I_2}$ and, for instance, if: (i) $\mu_{I_1} = 0.05$ and $\mu_{I_2} = 0.05$ or $\mu_{I_1} = -0.05$ and $\mu_{I_2} = -0.05$, $\delta = 0$; (ii) if $\mu_{I_1} = -0.05$ and $\mu_{I_2} = -0.10$, $\delta = 0.05$ —*south-west quadrant*; (iii) if $\mu_{I_1} = -0.05$ and $\mu_{I_2} = 0.10$, $\delta = -0.15$ —*south-west quadrant*; (iv) if $\mu_{I_1} = 0.05$ and $\mu_{I_2} = 0.10$, $\delta = -0.05$ —*north-west quadrant*; (v) if $\mu_{I_1} = 0.05$ and $\mu_{I_2} = -0.10$, $\delta = 0.15$ —*north-west quadrant*.

Corollary 5.1 For an inactive leader (follower), *ceteris paribus*, if there is a $+\Delta\mu_{I_1}$ and a $-\Delta\mu_{I_2}$ so $\mu_{I_{12}}$ is kept unchanged, $\phi_{1L}^* \downarrow$ ($\phi_{1F}^* \downarrow$), $\phi_{2L}^* \uparrow$ ($\phi_{2F}^* \uparrow$) and ϕ_{12L}^* (ϕ_{12F}^*) is kept unchanged—and sequential-input investments, starting with input 1, are more likely for both firms. Proof: See “Appendix B”.

Corollary 5.2 For an inactive leader (follower), *ceteris paribus*, if there is a $-\Delta\mu_{I_1}$ and a $+\Delta\mu_{I_2}$ so $\mu_{I_{12}}$ is kept unchanged, $\phi_{1L}^* \uparrow$ ($\phi_{1F}^* \uparrow$), $\phi_{2L}^* \downarrow$ ($\phi_{2F}^* \downarrow$) and ϕ_{12L}^* (ϕ_{12F}^*) is kept unchanged—and sequential-input investments, starting with input 2, are more likely for both firms. Proof: See “Appendix B”.

Corollary 5.3 For an inactive leader (follower), *ceteris paribus*, if there is a $+\Delta\mu_{I_1}$ and a $-\Delta\mu_{I_2}$ so as there is a $+\Delta\mu_{I_{12}}$, $\phi_{1L}^* \downarrow$ ($\phi_{1F}^* \downarrow$), $\phi_{2L}^* \uparrow$ ($\phi_{2F}^* \uparrow$) and $\phi_{12L}^* \downarrow$ ($\phi_{12F}^* \downarrow$), and both sequential-input investments starting with input 1 and simultaneous-input investments are possible, with the predominant investment behavior dependent on the (ex-ante) relative values of μ_{I_1} and $\mu_{I_{12}}$ and (ex-ante) how far away $\phi_1(t)$ and $\phi_{12}(t)$ are from $\phi_{1L}^*(t)$ and $\phi_{12L}^*(t)$, respectively. Proof: See “Appendix B”.

Notice that, although in general the quadrant where the set of (μ_{I_1}, μ_{I_2}) points is located determine to some extent firms behavior (sequential-input or simultaneous-input investments), in all quadrants the thresholds of the leader and the follower have different sensitivities to changes in the input cost growth rates, as shown in Sect. 3.

4.1.2 Input complementarity

As shown in Sect. 3, the complementarity between the two inputs plays a very important role in firms’ behavior. Below we discuss with further detail some of the results of Sect. 3.

Proposition 6 For the SK and PK markets, *ceteris paribus*: (i) an increase in ξ accelerates the investments of the leader and the follower in the two inputs at the same time and the investments of both firms in input 2 if active with input 1; (ii) for investments in the two inputs at the same time, the sensitivity of the threshold of the follower to changes in ξ is greater than that of the leader. Proof: See “Appendix B”.

Corollary 6.1 As $\gamma_{12} \rightarrow 0$: (i) the follower tends to delay forever the investment in input 2 if he is active with input 1; (ii) both firms tend to delay forever the investment in the two inputs at the same time. Proof: See “Appendix B”.

Corollary 6.2 As $\gamma_{12} \rightarrow 1$: (i) the leader behaves as if she was in a monopoly regarding the investment in the two inputs at the same time; (ii) when the two firms are active with the two inputs and their market shares are symmetric ($D_{12L12F} = D_{12F12L} = 0.5$), the threshold of the follower to invest in the two inputs at the same time is twice that of the leader. Proof: See “Appendix B”.

Corollary 6.3 (i) As $\gamma_1(\gamma_2) \rightarrow 0$, the leader tends to delay forever her investment in input 1(2); (ii) as $\gamma_1(\gamma_2) \rightarrow 1$ the leader tends to behave as if she was in a monopoly regarding her first-stage investment in input 1(2); (iii) an increase in $\gamma_1(\gamma_2)$ accelerates the follower’s first-stage investment in input 1(2) and delays the follower’s second-stage investment in input 2 (1). Proof: See “Appendix B”.

Proposition 7 (i) For the SK and PK markets where the leader is active with input 1 (input 2), an increase in γ_{12} accelerates the investment in input 2 (input 1); (ii) when the leader is active with input 1 (input 2), the threshold to invest in input 2 (input 1) is more sensitive to changes in γ_{12} if the leader is in a SK market. Proof: See “Appendix B”.

Proposition 8 (i) For the SK and PK markets where the leader is active with input 1 (input 2), an increase in γ_1 (γ_2) accelerates the second-stage investment in input 2 (input 1); (ii) when the leader is active with input 1 (input 2) the threshold to invest in input 2 (input 1) is more sensitive to changes in γ_1 (γ_2) if the leader is in a SK market. Proof: See “Appendix B”.

Proposition 9 (i) For the SK and PK markets where the leader is inactive, an increase in γ_1 (γ_2) accelerates her first-stage investment in input 1 (input 2); (ii) if the leader is inactive, her threshold to invest in input 1 (input 2) is more sensitive to changes in γ_1 (γ_2) if in a PK market. Proof: See “Appendix B”.

Table 6 below provides further illustrative results regarding our model.

The results above show that, for both firms and the SK and PK markets, in *sequential-input* investments, the thresholds to invest in *input 2* if active with *input 1* (ϕ_{1+2L}^* and ϕ_{1+2F}^*) are higher than the thresholds to invest in *input 1* if active with *input 2* (ϕ_{2+1L}^* and ϕ_{2+1F}^*). This occurs because we assume in our base parameters that the cost of *input 1* decreases more slowly than the cost of *input 2* ($\mu_{I_1} = -0.05$ and $\mu_{I_2} = -0.10$). Furthermore, in *sequential-input* investments, the timing of the first-stage investment of the leader is the same for both markets, but the leader invests earlier in the second-stage if in a PK market and the follower invests earlier in the first-stage if in a SK market. The above results also support Propositions 3 and 4.

4.1.3 Competition factor

We show that when competition is taken into account, the conventional wisdom described above does not necessarily hold, particularly for the follower. This investment behavior of the follower is more likely when the competition asymmetry (in terms of market shares) between the two firms is high (Fig. 4, right-hand side). Thus, we conclude that competition has a negligible effect on the leader’s behavior and affects significantly the timing of the follower’s investment in the two inputs at the same time.

Regarding the first-stage of the sequential input-investments, we find that the leader’s threshold is not affected by its market share, whereas the follower’s threshold increases with the leader’s market share for both the SK and PK markets (see, respectively, Fig. 6, right-hand side, and Fig. 11 at the bottom). With respect to the second-stage of sequential input-investments, there is a more diverse set of investment behavior for both firms if in a SK market. The leader delays the investment in the second input as D_{1L1F} increases, whereas the follower’s threshold is not affected by changes in D_{1L1F} (see Fig. 8, right-hand side). In addition, both firms invest earlier in the second-input if D_{12L1F} increases (see Fig. 9, left-hand side), the follower delays the investment in the second input if D_{12L12F} increases, and the leader’s threshold is not affected by changes in D_{12L12F} (see Fig. 9, right-hand side). Furthermore, we also conclude that:

Proposition 10 For the SK and PK markets where the leader is active with the two inputs, *ceteris paribus*: (i) if the follower is inactive, an increase in D_{12F12L} , accelerates the investment in the two inputs at the same time; (ii) if the follower is active with input 1(2), an increase in D_{1F12L} (D_{2F12L}), accelerates the second-stage investment in input 2(1); (iii) if the follower is active with input 1(2), D_{12F12L} , accelerates the second-stage investment in input 2(1). Proof: See “Appendix B”.

Table 6 This table provides information on the investment thresholds of both firms for all the investment scenarios

	SK market		PK market	Note
Sequential-input investment	First-stage, starting with <i>input 1</i>	Leader: ϕ_{1L}^* Follower: ϕ_{1F}^*	1.50 <u>3.00</u>	1.50 <u>3.75</u>
	First-stage, starting with <i>input 2</i>	Leader: ϕ_{2L}^* Follower: ϕ_{2F}^*	1.97 <u>3.94</u>	1.97 <u>4.93</u>
Second-stage, with <i>input 2</i>	Leader: ϕ_{1+2L}^* Follower: ϕ_{1+2F}^*	1.67 <u>1.46</u>	1.67 <u>1.10</u>	The leader should invest in <i>input 1</i> alone for both markets, since $\phi_1(t) \geq \phi_{1L}^* - \text{Eq. (54)}$ Proposition 4 holds The follower should delay the investment in <i>input 1</i> alone for both markets, since $\phi_1(t) < \phi_{1F}^* - \text{Eq. (42)}$ for SK and Eq. (60) for PK The follower invests earlier in the first input (<i>input 1</i>) if in a SK market The leader should invest in <i>input 2</i> alone for both markets, since $\phi_2(t) \geq \phi_{2L}^* - \text{Eq. (54)}$ Proposition 4 holds The follower should delay the investment in <i>input 2</i> alone for both markets, since $\phi_2(t) < \phi_{2F}^* - \text{Eq. (42)}$ for SK and Eq. (60) for PK The leader invests earlier in the first input (<i>input 2</i>) if in a SK market—Eq. (42) for SK and Eq. (60) for PK The leader should invest in the second input (<i>input 2</i>) for both markets, since $\phi_2(t) \geq \phi_{1+2L}^* - \text{Eq. (35)}$ for SK and Eq. (67) for PK The leader invests earlier in the second input (<i>input 2</i>) if in a PK market The follower should invest in the second input (<i>input 2</i>) for both markets, since $\phi_2(t) \geq \phi_{1+2L}^* - \text{Eq. (35)}$
	Second-stage, with <i>input 1</i>	Leader: ϕ_{2+1L}^* Follower: ϕ_{2+1F}^*	1.67 <u>1.11</u>	1.67 <u>0.83</u>
Proposition 3 holds				The leader should invest in the second input (<i>input 1</i>) for both markets, since $\phi_1(t) \geq \phi_{2+1L}^* - \text{Eq. (49)}$ for SK and Eq. (67) for PK The leader invests earlier in the second input (<i>input 1</i>) if in a PK market The follower should invest in the second input (<i>input 1</i>) for both markets, since $\phi_1(t) \geq \phi_{2+1F}^* - \text{Eq. (35)}$ Proposition 3 holds

Some of these results enable us to test empirically *Propositions 3* and *4* as well as to conjecture about the most likely investment behavior for the leader and the follower $\phi_1(t) = 2, \phi_2(t) = 2$

5 Conclusions

We study the combined effect of uncertainty and competition on the timing optimization of investments in complementary inputs, for a leader–follower non-preemption duopoly market where both revenue and input costs are uncertain, and either spillover-knowledge is allowed or proprietary-knowledge holds. We develop a multi-factor real option game model where, ex-ante, the two firms hold the option to invest in input 1 alone, input 2 alone, or input 1 and 2 at the same time.

Our results show that, for both firms, the threshold to invest in the two inputs at the same time is significantly affected by the degree of complementarity between the two inputs (Fig. 3, right-hand side) and the input cost growth rates (Fig. 4, left-hand side). Also, the leader's market share when both firms are active with the two inputs has no effect on the timing of the investment of the leader and affects significantly the timing of the investment of the follower (the higher the leader's market share, the later the follower invests), see Fig. 4, right-hand side. Thus, we conclude that when we mix revenue and input costs uncertainty with duopoly competition, the two firms can have very distinct behavior regarding the investment in the two inputs at the same time.

Notice that our model setting is for a non-preemption game, thus the leader invests at the same time as a monopolist, and gets 100% of the market while active alone, regardless of which input she adopts. Therefore, competition (i.e., how the ex-post market share is divided between the two firms when both are active) does not affect the leader's threshold to invest in the two inputs at the same time, but it influences significantly the timing of the follower's investment. The more asymmetric is the ex-post market share between the two firms, favoring the leader, the later the follower invests, which implies that asynchronous input-investments are more likely.

Smith (2005) shows that input cost uncertainty makes a monopolistic firm less likely to follow the conventional wisdom regarding the investment in two complementary inputs. From our results we conclude that the leader is more prone to behave according to what is suggested by the conventional wisdom, synchronous input-investments are more likely, and the follower is more prone to behave according to what is advised for the monopolistic firm of Smith (2005), asynchronous input-investments are more likely (see Fig. 13 in the "Appendix C"). However, our findings also show that revenue market share competition reinforces an asynchronous input-investment behaviour for the follower, who is more likely than the monopolistic firm of Smith (2005) to invest in the two inputs sequentially.

The above behaviour is somewhat surprising, because in a leader–follower investment game as soon as the leader invests the follower is like a monopolist. Nevertheless, because the follower is exposed to competition, and the more asymmetric is the ex-post market share between the two firms, favoring the leader, the later the follower invests, which makes synchronous input-investments less likely.

We also show that asymmetric changes in the cost growth rates of the two inputs accelerate the investment in the input whose cost growth rate change is positive, deters the investment in the input whose cost growth rate is negative, and may not affect the timing of the investment in the two inputs at the same time (Figs. 4 and 6, left-hand side, and Table 5). Also, for both firms, we find that an increase in the degree of complementarity between the two inputs, enhances the investment in the two inputs at the same time, if the firm is inactive, and the investment in the second input if the firm is active with one input (see, respectively, Fig. 3, right-hand side, Fig. 8, left-hand side, and Fig. 11, right-hand side). Finally, we conclude that, for simultaneous-input investments, the sensitivity of the follower's investment threshold to

changes in the degree of complementarity is slightly greater than that of the leader (Fig. 3, right-hand side), dependent on the input growth rate differentials (Table 4).

By taking advantage of the natural homogeneity of degree one of our investment problem (regarding PDE 11) and the use of other standard real option modelling assumptions, we arrive at analytical solutions for both the firms' value and the investment thresholds, for several realistic investment scenarios, which make a very complex (three-dimensional) multi-factor real option game model analysis tractable.

This research can be extended in several ways. For instance, it would be interesting to consider markets where pre-emption is allowed, or there is a second-mover advantage, or the degree of complementarity between the investment inputs and the ex-post market shares is stochastic.

Acknowledgements We thank Roger Adkins, Michael Flanagan, Michi Nishihara, Paulo Pereira, Tiago Pinheiro, Helena Pinto, Artur Rodrigues, Miguel Sousa, Mark Tippett, Andrianos Tsekrekos, Bruno Versaavel and the participants at the Real Options Conference 2015, held in Athens and Monemvasia, and at the seminars at Porto Business School, 2014, and Faculty of Economics, University of Porto, 2016, and the two anonymous referees for helpful comments on earlier versions. Alcino Azevedo gratefully acknowledges support from the Fundação Para a Ciência e a Tecnologia.

Open Access This article is distributed under the terms of the Creative Commons Attribution 4.0 International License (<http://creativecommons.org/licenses/by/4.0/>), which permits unrestricted use, distribution, and reproduction in any medium, provided you give appropriate credit to the original author(s) and the source, provide a link to the Creative Commons license, and indicate if changes were made.

Appendix A

1 Proof of homogeneity of degree-one

If the value-matching relationship can be expressed as the equality between the option value denoted by $F_{12}^{F,SK}(\bar{X}, \bar{I}_2)$ and the difference between the two functions, $f_2^{F,SK}(\bar{X})$ and $f_3^{F,SK}(\bar{I}_2)$, representing the net value generated from exercising the option, where the vectors \bar{X} and \bar{I}_2 , of size n and m respectively are defined by $\bar{X} = \{X_1, X_2, \dots, X_n\}$ and $\bar{I}_2 = \{I_2^1, I_2^2, \dots, I_2^m\}$, then Euler's theorem on homogenous functions applies (see Sydsaeter and Hammond 2006). The value matching relationship is:

$$F_{12}^{F,SK}(\bar{X}, \bar{I}_2) = f_2^{F,SK}(\bar{X}) - f_3^{F,SK}(\bar{I}_2)$$

The associated smooth pasting conditions are:

$$\begin{aligned} \frac{\partial F_{12}^{F,SK}}{\partial X_i} &= \frac{\partial f_2^{F,SK}}{\partial X_i} \forall i \\ \frac{\partial F_{12}^{F,SK}}{\partial I_2_j} &= -\frac{\partial f_3^{F,SK}}{\partial I_2_j} \forall j \end{aligned}$$

These conditions imply:

$$\sum_{i=1}^n X_i \frac{\partial F_{12}^{F,SK}}{\partial X_i} + \sum_{j=1}^m I_2_j \frac{\partial F_{12}^{F,SK}}{\partial I_2_j} = \sum_{i=1}^n X_i \frac{\partial f_2^{F,SK}}{\partial X_i} - \sum_{j=1}^m I_2_j \frac{\partial f_3^{F,SK}}{\partial I_2_j}$$

If the two functions, $f_2^{SK}(\bar{X})$ and $f_3^{SK}(\bar{I}_2)$, possess the homogeneity of degree-one property, then by Euler’s theorem:

$$\sum_{i=1}^n X_i \frac{\partial F_{12}^{F,SK}}{\partial X_i} + \sum_{j=1}^m I_j \frac{\partial F_{12}^{F,SK}}{\partial I_j} = f_2^{F,SK} - f_3^{F,SK} = F_{12}^{F,SK}$$

which implies that $F_{12}^{F,SK}$ is a homogenous function of degree one. The assertion that the option value is represented by a homogenous degree-one function can be tested by the value matching relationship and its associated smooth pasting conditions. Examining the value “matching conditions” we can easily prove that homogeneity exists. The value matching condition given by Eq. (17) is reproduced here as Eq. (A.1),

$$F_{12}^{F,SK}(X^*, I_2^*) = \frac{\gamma_{12} X^* \cdot D_{12F_{12}L} - I_{2F}^*}{r - \mu_X} \tag{A.1}$$

If the option value is $F_{12}^{F,SK}(X, I_2)$ and the value after exercising the option is $\gamma_{12} X^* \cdot D_{12F_{12}L} / (r - \mu_X) - I_{2F}^*$, with both X and I_2 stochastic, then if $F_{12}^{F,SK}(X, I_2) = \gamma_{12} X^* \cdot D_{12F_{12}L} / (r - \mu_X) - I_{2F}^*$ holds, doubling X^* and I_{2F}^* doubles $F_{12}^{F,SK}(X, I_2)$, there is homogeneity of degree-one. If the “value matching” relationship exhibits homogeneity of degree-one, then the two variables (X, I_2) can be replaced by, in this case, the ratio $\phi_2 = X/I_2$.³⁰

2 Derivation of ODE (12)

Rewriting Eq. (11) as (A.2):³¹

$$\begin{aligned} & \frac{1}{2} \frac{\partial^2 F_{12}}{\partial X^2} \sigma_X^2 X^2 + \frac{1}{2} \frac{\partial^2 F_{12}}{\partial I_2^2} \sigma_{I_2}^2 I_2^2 + \frac{\partial^2 F_{12}}{\partial X \partial I_2} X I_2 \sigma_X \sigma_{I_2} \rho_{X I_2} + \frac{\partial F_{12}}{\partial X} \mu_X X \\ & + \frac{\partial F_{12}}{\partial I_2} \mu_{I_2} I_2 - r F_{12} = 0 \end{aligned} \tag{A.2}$$

In order to reduce the homogeneity of degree two in the underlying variables to homogeneity of degree one, similarity methods can be used, as in Paxson and Pinto (2005). Let $\phi_2 = X/I_2$, so:

$$\begin{aligned} F(X, I_2) &= f(X/I_2) I_2 = f(\phi_2) I_2 \\ \frac{\partial F(X, I_2)}{\partial I_2} &= f(\phi_2) - \frac{X}{I_2} \frac{\partial f(\phi_2)}{\partial \phi_2} \\ \frac{\partial F(X, I_2)}{\partial X} &= \frac{\partial f(\phi_2)}{\partial \phi_2} \\ \frac{\partial^2 F(X, I_2)}{\partial I^2} &= \frac{\partial^2 f(\phi_2)}{(\partial \phi)^2} \frac{X^2}{(I_2)^3} \\ \frac{\partial^2 F(X, I_2)}{\partial X^2} &= \frac{\partial^2 f(\phi_2)}{\partial \phi_2^2} \frac{1}{I_2} \\ \frac{\partial^2 F(X, I_2)}{\partial X \partial I_2} &= - \frac{\partial^2 f(\phi_2)}{\partial \phi_2^2} \frac{X}{(I_2)^2} \end{aligned}$$

³⁰ Empirical proof can be provided under request.

³¹ For simplicity of notation we drop the upper script on F_{12} and $f_{12}(\phi_2)$.

Substituting back to Eq. (A.2) we obtain Eq. (12), rewritten here as (A.3):

$$\begin{aligned} \frac{1}{2}\sigma_{m_2}^2(\phi_2)^2\frac{\partial^2 f_{12}(\phi_2)}{\partial\phi_2^2} + (\mu_X - \mu_{I_2})(\phi_2)\frac{\partial f_{12}(\phi_2)}{\partial\phi_2} + \gamma_1 X \cdot D_{1_L 1_F} \\ - (r - \mu_{I_2})f_{12}(\phi_2) = 0 \end{aligned} \quad (\text{A.3})$$

where $\sigma_{m_2}^2 = \sigma_X^2 + \sigma_{I_2}^2 - 2\rho_{XI_2}\sigma_X\sigma_{I_2}$.

Appendix B

Proof of Proposition 1 In simultaneous-input investments both firms play a “one-shot” game, regardless of the market structure, i.e. the investment game ends for the two firms at the moment they exercise the option to invest in the two inputs at the same time. Consequently, firms’ value, if inactive, equals the option value to invest in the two inputs at the same time (which is the same for the SK and PK markets), and, if active with the two inputs, equals the present value of the cost savings from operating with the two inputs forever (which is the same for the SK and PK markets). Therefore, conditions (29A) and (29B) are proved. From the above rationale we also conclude that the boundary conditions used to derive the threshold expressions are the same for the two markets. Therefore, conditions (29C) and (29D) are also proved. \square

Proof of Proposition 2 In our framework the investment thresholds are trigger points which, if reached the first time, justify investment, otherwise firms should defer investment. It also results from our modelling setting that firms lose the option to invest in the two inputs at the same time if they exercise the option to invest in one of the inputs alone (input 1 or input 2). Consequently, if the thresholds that justify the leader and the follower investing in input 1 alone ($\phi_{1_L}^*(t)$ and $\phi_{1_F}^*(t)$ respectively) or input 2 alone ($\phi_{2_L}^*(t)$ and $\phi_{2_F}^*(t)$ respectively) are reached before those which justify the leader and the follower investing in the two inputs at the same time ($\phi_{12_L}^*(t)$ and $\phi_{12_F}^*(t)$ respectively), both firms should invest in the two inputs sequentially. \square

Proof of Proposition 3 In sequential-input investments, in the terminal-state where the follower operates with input 1 and the leader operates with the two inputs, the follower plays a “one-shot” game regarding the investment in the second input, regardless of the market structure (i.e., the game ends at the moment the follower exercises the option to invest in input 2). Therefore, the boundary conditions used to derive the follower’s threshold expression are the same for the SK and PK markets and, if so, condition (55) is proved. \square

Proof of Proposition 4 In sequential-input investments the leader invests before the follower in one of the inputs (input 1 or input 2), regardless of the market structure. Using the same rationale as for the proofs of propositions 1 and 2 we prove condition (68). \square

Proof of Proposition 5 and Corollaries 5.1 and 5.2 In order to prove proposition 5 we have to prove that $\phi_{1_L}^*$ and $\phi_{1_F}^*$ decrease with δ , and/or $\phi_{2_L}^*$ and $\phi_{2_F}^*$ increase with δ . The most obvious way to do this would be to determine the first derivative of the threshold expressions with respect to δ (i.e., $\partial\phi_{k_i}^*/\partial\delta$). Yet, δ is not in the threshold expressions and, therefore, this approach is not feasible. Nevertheless, from Sect. 3 we know that, ceteris paribus: if $\mu_{I_1} \uparrow$ and $\mu_{I_2} \downarrow$ so as $\delta \uparrow$, $\phi_{1_L}^* \downarrow$, $\phi_{1_F}^* \downarrow$, $\phi_{2_L}^* \uparrow$ and $\phi_{2_F}^* \uparrow$, both firms invest earlier in input 1 and later in input 2, and therefore sequential-input investments (starting with input 1) are more

likely. If $\mu_{I_1} \downarrow$ and $\mu_{I_2} \uparrow$ so as $\delta \uparrow$, $\phi_{1L}^* \uparrow$, $\phi_{1F}^* \uparrow$, $\phi_{2L}^* \downarrow$ and $\phi_{2F}^* \downarrow$, both firms invest earlier in input 2 and later in input 1, and therefore sequential-input investments (starting with input 2) are more likely. \square

Proof of Corollary 5.3 Following the rationale used above for the proof of corollaries 5.1 and 5.2, we conclude that when simultaneous changes in the cost growth rates of the two inputs lead to a decrease in the threshold to invest in one input alone (input 1 or input 2) and the threshold to invest in the two inputs at the same time, both sequential-input investments and simultaneous-input investments are likely. It is not possible to determine the predominant investment behavior, since the thresholds to invest in input 1 alone, input 2 alone, and inputs 1 and 2 at the same time, decrease. The occurrence of sequential-input or simultaneous-input investments depends on the relative values of the thresholds, the size of the changes in μ_{I_1} , μ_{I_2} and $\mu_{I_{12}}$, and (ex-ante) how far away $\phi_1(t)$, $\phi_2(t)$ and $\phi_{12}(t)$ are from $\phi_{1L}^*(t)$, $\phi_{2L}^*(t)$ and $\phi_{12L}^*(t)$, respectively. \square

Proof of Proposition 6 Proposition 1 shows that $\phi_{12L}^{*SK} = \phi_{12L}^{*PK} \equiv \phi_{12L}^{*SK\&PK}$ and $\phi_{12F}^{*SK} = \phi_{12F}^{*PK} \equiv \phi_{12F}^{*SK\&PK}$. To study the relationship between ξ and the above thresholds we determine the first derivative of $\phi_{12L}^{*SK\&PK}$ and $\phi_{12F}^{*SK\&PK}$ with respect to ξ —see Eqs. (20) and (29). Yet, ξ is not in the above threshold expressions, and so we use the first derivatives of (29) and (20) with respect to the complementarity-related parameter(s) that belongs to the threshold expression (γ_{12}):

$$\frac{\partial \phi_{12L}^{*SK\&PK}}{\partial \gamma_{12}} = -\frac{\eta_1(r-\mu_X)(\eta_1 D_{12L} 0_F - D_{12L} 0_F)}{(\eta_1 \gamma_{12} D_{12L} 0_F - \gamma_{12} D_{12L} 0_F)^2} < 0 \tag{B.1}$$

$$\frac{\partial \phi_{12F}^{*SK\&PK}}{\partial \gamma_{12}} = -\frac{\eta_1(r-\mu_X)(\eta_1 - 1) D_{12F} 12_L}{[(\eta_1 - 1) \gamma_{12} D_{12F} 12_L]^2} < 0 \tag{B.2}$$

$$\frac{\partial \phi_{1+2F}^{*SK\&SP}}{\partial \gamma_{12}} = -\frac{[\psi_1(\mu_X - r) - \psi_1 \phi_1 \gamma_1 D_{1F} 12_L][D_{12F} 12_L (1 - \psi_1)]}{[\gamma_{12} D_{12F} 12_L (1 - \psi_1)]^2} < 0 \tag{B.3}$$

$$\frac{\partial \phi_{1+2L}^{*SK\&SP}}{\partial \gamma_{12}} = -\frac{\phi_1 v_1 \gamma_1 D_{12L} 0_F}{\gamma_{12} D_{12F} 0_L (v - 1)^2} < 0 \tag{B.4}$$

B.1, B.2, B.3 and B.4 are all negative, therefore (i) is proved. To prove (ii) we have to show that $\frac{\partial \phi_{12L}^{*SK\&PK} / \partial \xi}{\partial \phi_{12F}^{*SK\&PK} / \partial \xi} = \Delta < 1, \forall \gamma_{12}$. Using the above expression and simplifying,

yields: $\Delta = \frac{(\eta_1 D_{12L} 0_F - D_{12L} 0_F)(\eta_1 - 1) \gamma_{12}^2 D_{12F} 12_L}{(\eta_1 \gamma_{12} D_{12L} 0_F - \gamma_{12} D_{12L} 0_F)^2}$, with $\gamma_{12} \in (0, 1)$. Taking the limits we get: $Lim_{\gamma_{12} \rightarrow 0} \Delta = 0$ and $Lim_{\gamma_{12} \rightarrow 1} \Delta = \frac{\eta_1 D_{12F} 12_L - D_{12F} 12_L}{\eta_1 D_{12L} 0_F - D_{12L} 0_F}$. Since $D_{12L} 0_F = 1$ and $D_{12F} 12_L \in (0, 0.5]$, $\Delta < 1, \forall \gamma_{12}$. Therefore (ii) is proved. \square

Proof of Corollary 6.1 $\gamma_{12} \in (0, 1)$, $Lim_{\gamma_{12} \rightarrow 0} \phi_{1+2F}^{*SK\&PK} = \infty$ and $Lim_{\gamma_{12} \rightarrow 0} \phi_{12L}^{*SK\&PK} = \infty$, therefore, corollary 6.1 is proved. \square

Proof of Corollary 6.2 $\gamma_{12} \in (0, 1)$, $Lim_{\gamma_{12} \rightarrow 1} \phi_{12L}^{*SK\&PK} = \frac{\eta_1(r-\mu_X)}{\eta_1 - 1}$, $Lim_{\gamma_{12} \rightarrow 1} \phi_{12F}^{*SK\&PK} = \frac{\eta_1(r-\mu_X)}{(\eta_1 - 1) D_{12F} 12_L}$. Notice that $\eta_1(r - \mu_X) / (\eta_1 - 1)$ is the threshold mark-up normalized by the investment cost for a monopoly market, therefore (i) is proved. The follower’s threshold differs from that of the leader by a factor: $1 / D_{12F} 12_L$. Notice that $D_{12F} 12_L \in (0, 0.5]$ and if the ex-post market shares of the two firms are symmetric, $D_{12F} 12_L = 0.5$. Replacing $D_{12F} 12_L$ in the above expression by 0.5, we conclude that the $Lim_{\gamma_{12} \rightarrow 1} \phi_{12F}^{*SK\&PK}$ is twice the $Lim_{\gamma_{12} \rightarrow 1} \phi_{12L}^{*SK\&PK}$. Therefore (ii) is proved. \square

Proof of Corollary 6.3 note that $\gamma_1 \in (0, 1)$ and $\lim_{\gamma_1 \rightarrow 0} \phi_{1L}^{*SK\&PK} = \infty$, therefore (i) is proved; $\lim_{\gamma_1 \rightarrow 1} \phi_{1L}^{*SK\&PK} = \frac{\beta_1(r-\mu_X)}{\beta_1-1}$ and corresponds to the threshold mark-up normalized by the investment cost for a monopoly market, therefore (ii) is proved; to prove (iii) we need to prove that the first derivatives of $\phi_{1L}^{*SK\&PK}$ and $\phi_{1+2F}^{*SK\&PK}$ with respect to γ_1 are negative and positive, respectively, which we show below. Therefore (iii) is also proved.

$$\frac{\partial \phi_{1L}^{*SK\&PK}}{\partial \gamma_1} = -\frac{\beta_1(r-\mu_X)(\beta_1 D_{1L0F} - D_{1L0F})}{(\beta_1 \gamma_1 D_{1L0F} - \gamma_1 D_{1L0F})^2} < 0 \quad (\text{B.5})$$

$$\frac{\partial \phi_{1+2F}^{*SK\&SP}}{\partial \gamma_1} = -\frac{\psi_1 \phi_1 D_{1F12L}}{\gamma_{12} D_{12F12L} (1 - \psi_1)} > 0 \quad (\text{B.6})$$

□

Proof of Proposition 7 to prove (i) we need to show that the first derivatives of ϕ_{1+2L}^{*SK} and ϕ_{1+2L}^{*PK} with respect γ_{12} are negative, which is shown by (B.7) and (B.8) below. Therefore (i) is proved.

$$\frac{\partial \phi_{1+2L}^{*SK}}{\partial \gamma_{12}} = -\frac{\phi_1 \psi_1 \gamma_1 D_{1L1F} + \psi_1(r-\mu_X) + D_{12L0F}(\psi_1 - 1)}{[\gamma_{12} D_{12L0F}(\psi_1 - 1)]^2} < 0 \quad (\text{B.7})$$

$$\frac{\partial \phi_{1+2L}^{*PK}}{\partial \gamma_{12}} = -\frac{\phi_1 \nu_1 \gamma_1 D_{1L0F} + \nu_1(r-\mu_X) + D_{12L0F}(\nu_1 - 1)}{[\gamma_{12} D_{12L0F}(\nu_1 - 1)]^2} < 0 \quad (\text{B.8})$$

To prove (ii) we need to compare (B.7) with (B.8) and show that $\frac{\partial \phi_{1+2L}^{*PK}}{\partial \gamma_{12}} > \frac{\partial \phi_{1+2L}^{*SK}}{\partial \gamma_{12}}, \forall \gamma_{12}$, or that $\frac{\partial \phi_{1+2L}^{*PK}}{\partial \gamma_{12}} / \frac{\partial \phi_{1+2L}^{*SK}}{\partial \gamma_{12}} = \Pi < 1, \forall \gamma_{12}$. Replacing the terms of this inequality by their respective expressions and simplifying yields: $\frac{(\nu_1-1)^2 \phi_1 \psi_1 \gamma_1 D_{1L1F} + (\nu_1-1)^2 \psi_1(r-\mu_X) + (\nu_1-1)^2 D_{12L0F}(\psi_1-1)}{(\psi_1-1)^2 \phi_1 \nu_1 \gamma_1 D_{1L0F} + (\psi_1-1)^2 \nu_1(r-\mu_X) + (\psi_1-1)^2 D_{12L0F}(\nu_1-1)} = \Pi$. If the market conditions (revenue volatility, input cost volatility, etc) are the same for the SK and PK markets, $\psi_1 = \nu_1$, the above expression yields: $\frac{\phi_1 \psi_1 \gamma_1 D_{1L1F} + \psi_1(r-\mu_X) + D_{12L0F}(\psi_1-1)}{\phi_1 \psi_1 \gamma_1 D_{1L0F} + \psi_1(r-\mu_X) + D_{12L0F}(\psi_1-1)} = \Pi$. Since $D_{1L1F} < D_{12L0F}$ and $\gamma_{12} \in (0, 1)$, $\Pi < 1, \forall \gamma_{12}$. Therefore, (ii) is also proved. □

Proof of Proposition 8 To prove (i) we need to show that the first derivative of ϕ_{1+2L}^{*SK} and ϕ_{1+2L}^{*PK} with respect to γ_1 is negative. This is shown below by (B.9) and (B.10) and therefore (i) is proved.

$$\frac{\partial \phi_{1+2L}^{*SK}}{\partial \gamma_1} = -\frac{\phi_1 \psi_1 \gamma_1 D_{1L1F}}{\gamma_{12} D_{12L0F}(\psi_1 - 1)} < 0 \quad (\text{B.9})$$

$$\frac{\partial \phi_{1+2L}^{*PK}}{\partial \gamma_1} = -\frac{\phi_1 \nu_1 D_{1L0F}}{\gamma_{12} D_{12L0F}(\nu_1 - 1)} < 0 \quad (\text{B.10})$$

To prove (ii) we need to compare (B.12) with (B.13) and show that $\frac{\partial \phi_{1+2L}^{*PK}}{\partial \gamma_1} > \frac{\partial \phi_{1+2L}^{*SK}}{\partial \gamma_1}, \forall \gamma_1$, or that $\frac{\partial \phi_{1+2L}^{*PK}}{\partial \gamma_1} / \frac{\partial \phi_{1+2L}^{*SK}}{\partial \gamma_1} = \Omega < 1, \forall \gamma_1$. Replacing the terms of the inequality by the respective expressions and proceeding as for proposition 7 (i.e., $\psi_1 = \nu_1$ if the same market conditions hold for the SK and PK markets) we obtain: $\frac{\gamma_1 D_{1L1F}}{D_{1L0F}} = \Omega$. Since $D_{1L0F} > D_{1L1F}$ and $\gamma_1 \in (0, 1)$, $\Omega < 1, \forall \gamma_1$, therefore (ii) is proved. □

Proof of Proposition 9 To prove (i) we need to show that the first derivatives of ϕ_{1+2L}^{*SK} and ϕ_{1+2L}^{*PK} with respect to γ_1 are negative. This is shown below by (B.14) and (B.15), therefore (i) is proved.

$$\frac{\partial \phi_{1F}^{*SK}}{\partial \gamma_1} = -\frac{\beta_1(r - \mu_X)(\beta_1 - 1) D_{1F1L}}{[(\beta_1 - 1)\gamma_1 D_{1F1L}]^2} < 0 \tag{B.11}$$

$$\frac{\partial \phi_{1F}^{*PK}}{\partial \gamma_1} = -\frac{\lambda_1(r - \mu_X)(\lambda_1 - 1) D_{1F12L}}{[(\lambda_1 - 1)\gamma_1 D_{1F12L}]^2} < 0 \tag{B.12}$$

To prove (ii) we need to compare (B.11) with (B.12) and show that $\frac{\partial \phi_{1F}^{*PK}}{\partial \gamma_1} > \frac{\partial \phi_{1F}^{*SK}}{\partial \gamma_1}, \forall \gamma_1$, or that $\frac{\partial \phi_{1F}^{*PK}}{\partial \gamma_1} / \frac{\partial \phi_{1F}^{*SK}}{\partial \gamma_1} = \Upsilon < 1, \forall \gamma_1$. Replacing the terms of the inequality by the respective expressions and proceeding as for propositions 7 and 8 (i.e., $\beta_1 = \lambda_1$ if the same market conditions hold for the SK and PK markets) we obtain: $\frac{D_{1F1L}}{D_{1F12L}} = \Upsilon$. Since $D_{1L1F} > D_{1F12L}$, $\Upsilon > 1$, and therefore (ii) is proved. \square

Proof of Proposition 10 D_{12F12L} is the follower’s market share when both firms are active with the two inputs and D_{1F12L} is the follower’s market share if active with input 1 and the leader is active with the two inputs. To prove (i) and (ii) we need to show that the first derivative of $\phi_{12F}^{*SK\&PK}$ with respect to D_{12F12L} and the first derivative of $\phi_{1+2F}^{*SK\&SP}$ with respect to D_{1F12L} , respectively, are negative. This is shown by (B.13) and (B.14). Therefore (i) and (ii) are proved. To prove (iii) we need to show that the first derivative of $\phi_{1+2F}^{*SK\&SP}$ with respect to D_{12F12L} is negative. This is shown by (B.14) and therefore (iii) is also proved.

$$\frac{\partial \phi_{12F}^{*SK\&PK}}{\partial D_{12F12L}} = -\frac{\eta_1(r - \mu_X)(\eta_1 - 1)\gamma_{12}}{[(\eta_1 - 1)\gamma_{12} D_{12F12L}]^2} < 0 \tag{B.13}$$

$$\frac{\partial \phi_{1+2F}^{*SK\&SP}}{\partial D_{1F12L}} = \frac{-\psi_1 \phi_1 D_{1F12L}}{[\gamma_{12} D_{12F12L}(1 - \psi_1)]^2} < 0 \tag{B.14}$$

$$\frac{\partial \phi_{1+2F}^{*SK\&SP}}{\partial D_{12F12L}} = -\frac{[\psi_1(\mu_X - r) - \psi_1 \phi_1 \gamma_1 D_{1F12L}]\gamma_{12}(1 - \psi_1)}{[\gamma_{12} D_{12F12L}(1 - \psi_1)]^2} < 0 \tag{B.15}$$

\square

Appendix C

See Fig. 13.

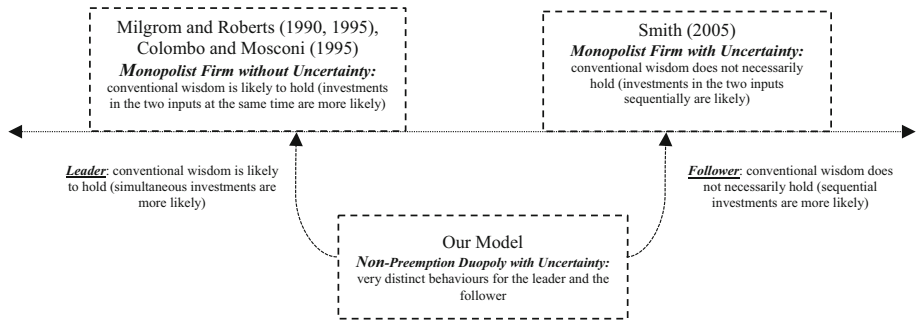


Fig. 13 This figure contextualizes one of our main findings within the available investment literature

References

- Azevedo, A., & Paxson, D. (2014). Developing real option game models. *European Journal of Operational Research*, 237, 909–920.
- Bastian-Pinto, C., Brandão, L., & Lemos Alves, M. (2010). Valuing the switching flexibility of the ethanol-gas fuel car. *Annals of Operations Research*, 176, 333–348.
- Carree, M., Lokshin, B., & Belderbos, R. (2011). A note on testing for complementarity and substitutability in the case of multiple practices. *Journal of Productivity Analysis*, 35, 263–269.
- Chevalier-Roignant, B., Flath, C., Huchzermeier, A., & Trigeorgis, L. (2011). Strategic investment under uncertainty: A synthesis. *European Journal of Operational Research*, 215, 639–650.
- Chronopoulos, M., & Siddiqui, A. (2015). When is it better to wait for a new version? Optimal replacement of an emerging technology under uncertainty. *Annals of Operations Research*, 235, 177–201.
- Colombo, M., & Mosconi, R. (1995). Complementarity and cumulative learning effects in the early diffusion of multiple technologies. *Journal of Industrial Economics*, 43, 13–48.
- Conrad, J. L. (1995). Drive that branch: Samuel Slater, the power loom, and the writing of America's textile history. *Technology and Culture*, 36, 1–28.
- Decamps, J.-P., Mariotti, T., & Villeneuve, S. (2006). Irreversible investment in alternative projects. *Economic Theory*, 28, 425–448.
- Dixit, A., & Pindyck, R. (1994). *Investments under uncertainty*. Princeton, NJ: Princeton University Press.
- Etro, F. (2007). *Competition, innovation, and antitrust: A theory of market leaders and its policy implication*. Berlin: Springer.
- Farzan, F., Mahani, K., Gharieh, K., & Jafari, M. (2015). Microgrid investment under uncertainty: A real option approach using closed form contingent analysis. *Annals of Operations Research*, 235, 259–276.
- Femminis, G., & Martini, G. (2011). Irreversible investment and R&D spillovers in a dynamic duopoly. *Journal of Economic Dynamics & Control*, 35, 1061–1090.
- Franklin, S. (2015). Investment decisions in mobile telecommunications networks applying real options. *Annals of Operations Research*, 226, 201–220.
- Grenadier, S. (1996). The strategic exercise of options: Development cascades and overbuilding in real estate market. *Journal of Finance*, 51, 1653–1679.
- Griffiths, T., Hunt, P., & O'Brien, P. (1992). Inventive activity in the British textile industry. *Journal of Economic History*, 52, 881–906.
- Hsu, Y.-W., & Lambrecht, B. (2007). Preemptive patenting under uncertainty and asymmetric information. *Annals of Operations Research*, 15, 5–28.
- Huisman, K. (2001). *Technology investment: A game theoretical options approach*. Boston: Kluwer.
- Huisman, K., & Kort, P. (2003). Strategic investment in technological innovations. *European Journal of Operational Research*, 144, 209–223.
- Huisman, K., & Kort, P. (2004). Strategic technology adoption taking into account future technological improvements: A real options approach. *European Journal of Operational Research*, 159, 705–728.
- Jovanovic, B., & Stolyarov, D. (2000). Optimal adoption of complementary technologies. *American Economic Review*, 90, 15–29.
- Koussis, N., Martzoukos, S., & Trigeorgis, L. (2007). Real R&D options with time-to-learn and learning-by-doing. *Annals of Operations Research*, 151, 29–55.
- Leung, C., & Kwok, Y. (2012). Patent-investment games under asymmetric information. *European Journal of Operational Research*, 223, 441–451.

- Martzoukos, S. (2000). Real options with random controls and value of learning. *Annals of Operations Research*, 99, 305–323.
- Milgrom, P., & Roberts, J. (1990). Economics of modern manufacturing: Technology, strategy, and organization. *American Economic Review*, 80, 511–528.
- Milgrom, P., & Roberts, J. (1994). *Complementarities and systems: Understanding Japanese economic organization*. Stanford: Stanford University. Working Paper.
- Milgrom, P., & Roberts, J. (1995). Complementarities and fit strategy, structure, and organizational change in manufacturing. *Journal of Accounting and Economics*, 19, 179–208.
- Moretto, M. (2008). Competition and irreversible investments under uncertainty. *Information Economics and Policy*, 20, 75–88.
- Nishihara, M. (2012). Real options with synergies: Static versus dynamic policies. *Journal of the Operational Research Society*, 63, 107–121.
- Pawlina, G., & Kort, P. (2006). Real options in an asymmetric duopoly: Who benefits from your competitive advantage? *Journal of Economics and Management Strategy*, 15, 1–35.
- Paxson, D., & Pinto, H. (2005). Rivalry under price and quantity uncertainty. *Review of Financial Economics*, 14, 209–224.
- Pereira, P., & Rodrigues, A. (2014). Investment decisions in finite-lived monopolies. *Journal of Economic Dynamics & Control*, 46, 219–236.
- Siddiqui, A., & Takashima, R. (2012). Capacity switching options under rivalry and uncertainty. *European Journal of Operational Research*, 222, 583–595.
- Smets, F. (1993). Essays on foreign direct investment. Ph.D. thesis, Yale University.
- Smith, M. (2005). Uncertainty and the adoption of complementary technologies. *Industrial and Corporate Change*, 14, 639–650.
- Sydsaeter, K., & Hammond, P. (2006). *Mathematics for economic analysis*. Englewood Cliffs, NJ: Prentice-Hall.
- Thijssen, J. (2010). Preemption in a real option game with a first mover advantage and player-specific uncertainty. *Journal of Economic Theory*, 145, 2448–2462.
- Weeds, H. (2002). Strategic delay in a real options model of R&D competition. *Review of Economic Studies*, 69, 729–747.